



- About PatientCareLink
- Hospital Data
- Success Stories
- Improving Patient Care
- Workforce
- For Patients & Families

[Home](#) > [Hospital Data](#) > [Staffing Plans & Reports](#) > [2012 Reports](#) > [Good Samaritan Medical Center](#) > Good Samaritan Medical Center - 2B

Hospital Data

Staffing Plans & Reports

[2013 Plans](#)

[2012 Reports](#)

[2011 Reports](#)

[2010 Reports](#)

[2009 Reports](#)

[2008 Reports](#)

[2007 Reports](#)

[2006 Reports](#)

[FAQ's About Staffing Plans](#)

Performance Measures

Good Samaritan Medical Center - 2B

Acute Care

[2B](#)

Adult Medical / Surgical Combined

258 Hospital Licensed Beds

[How to Read and Understand Staffing Plans](#)

Date of Services Budgeted: FY 2012

A well-staffed unit is not only defined by the number of caregivers included in the team, but by the carefully chosen members of each team depending upon the needs of each patient and the unit overall.

Average Number of Patients Per Day:	24.65
-------------------------------------	-------

Direct Caregivers	Scheduled Hours	Shift Length	Number of Staff							
			Mon	Tues	Wed	Thurs	Fri	Sat	Sun	
Day Shift										
RN	7am-3pm	8.00	6.00	6.00	6.00	6.00	6.00	6.00	6.00	6.00
Unlicensed Assistive Personnel	7am-3pm	8.00	2.00	2.00	2.00	2.00	2.00	2.00	2.00	2.00
Evening Shift										
RN	3pm-11pm	8.00	6.00	6.00	6.00	6.00	6.00	6.00	6.00	6.00
Unlicensed Assistive Personnel	3pm-11pm	8.00	2.00	2.00	2.00	2.00	2.00	2.00	2.00	2.00
Night Shift										
RN	11pm-7am	8.00	5.00	5.00	5.00	5.00	5.00	5.00	5.00	5.00
Unlicensed Assistive Personnel	11pm-7am	8.00	2.00	2.00	2.00	2.00	2.00	2.00	2.00	2.00

Plan / Budgeted Direct WHPPD (Worked Hours Per Patient Day)	7.42
---	------

Plan / Budgeted Direct WHPPD (Worked Hours Per Patient Day)	7.42
---	------

Actual Worked Hours Per Patient Day	7.41
% Difference	-0.13%

Additional Care Team Members			
Skills	Shift Coverage		
	Day	Evening	Night
Unit Nurse Management	X	X	
Staff Educator			
Clinical Nurse Specialist	X		
Unit Clerical Support	X	X	X
1:1 Patient Observer	X	X	X
Admissions Nurse	X		
Patient Transport Team	X	X	
IV Therapy Team / Line Access			

Additional Unit Information:

Speciality - Orthopedic patients RN's start IV's, RN's do Bipap teaching to patients RN's & CNA's fo glucometer readings Patient Care Directors have 24 hr accountability Post-Op care for ages 8 and older High % of non-english speaking patients

Other Team Members:

Interpreter available 24 X 7 Patient Advocate/Human Rights Officer

Monitor Technician			
Rapid Response Team	X	X	X
Respiratory Therapy Support	X	X	X
Nutritionist	X		
Rehab Activities (OT, PT, Speech)	X		
Clinical Pharmacist	X	X	X
Licensed Social Services / Case Management	X		
Spiritual Services	X	X	X
Hospitalist / NP / PA	X	X	X
Intensivist / Neonatologist	X	X	X
Nursing Student	X	X	
Recreation / Milieu Therapist			
Intern / Resident	X	X	X
Other	X	X	X

There are many variables to consider in establishing safe, efficiently staffed hospital units. Patient care units differ based upon the types of patients cared for on a given unit, and the way in which care is organized and delivered there. Education and experience levels of unit staff, support from nurse educators and nurse managers also factor into unit staffing decisions, as does the unique characteristics and mission of each hospital. It is also important to look at patient outcomes (including fall rates, pressure ulcer rates, and Hospital Compare measures related to heart attack care, heart failure care, pneumonia care and surgical care) in the Performance Measures section of PatientCareLink.

The list of caregivers in these boxes were provided to all hospitals.



PatientCareLink is a joint effort of the [Massachusetts Hospital Association \(MHA\)](#) and the [Organization of Nurse Leaders, MA-RI](#).

[Terms & Conditions](#) | [Sitemap](#)

[About PatientCareLink](#) | [For Patients & Families](#) | [Hospital Data](#) | [Success Stories](#) | [Participant Login](#)

© 2013 PatientCareLink. All rights reserved. Website designed by [Boston Interactive](#)



Glossary of Health Care Terms | Search Keywords...



- About PatientCareLink
- Hospital Data
- Success Stories
- Improving Patient Care
- Workforce
- For Patients & Families

Home - Hospital Data - Staffing Plans & Reports - 2012 Reports - Good Samaritan Medical Center - Good Samaritan Medical Center - 2C

Hospital Data

Good Samaritan Medical Center - 2C

Staffing Plans & Reports

[2013 Plans](#)

[2012 Reports](#)

[2011 Reports](#)

[2010 Reports](#)

[2009 Reports](#)

[2008 Reports](#)

[2007 Reports](#)

[2006 Reports](#)

[FAQ's About Staffing Plans](#)

Performance Measures

Acute Care

2C

Adult Medical / Surgical Combined - Orthopedic

258 Hospital Licensed Beds

Date of Services Budgeted: FY 2012

A well-staffed unit is not only defined by the number of caregivers included in the team, but by the carefully chosen members of each team depending upon the needs of each patient and the unit overall.

[How to Read and Understand Staffing Plans](#)

Average Number of Patients Per Day:	20.57
-------------------------------------	-------

Direct Caregivers	Scheduled Hours	Shift Length	Number of Staff							
			Mon	Tues	Wed	Thurs	Fri	Sat	Sun	
Day Shift										
RN	7am-3pm	8.00	4.00	4.00	4.00	4.00	4.00	4.00	4.00	4.00
Unticensored Assistive Personnel	7am-3pm	8.00	2.00	2.00	2.00	2.00	2.00	2.00	2.00	2.00
Evening Shift										
RN	3pm-11pm	8.00	4.00	4.00	4.00	4.00	4.00	4.00	4.00	4.00
Unticensored Assistive Personnel	3pm-11pm	8.00	2.00	2.00	2.00	2.00	2.00	2.00	2.00	2.00
Night Shift										
RN	11pm-7am	8.00	3.00	3.00	3.00	3.00	3.00	3.00	3.00	3.00
Unticensored Assistive Personnel	11pm-7am	8.00	1.00	1.00	1.00	1.00	1.00	1.00	1.00	1.00

Plan / Budgeted Direct WHPPD (Worked Hours Per Patient Day)	6.19
---	------

Plan / Budgeted Direct WHPPD (Worked Hours Per Patient Day)	6.19
---	------

Actual Worked Hours Per Patient Day	7.07
-------------------------------------	------

% Difference	14.22%
--------------	--------

[Click here for more information](#)

Additional Care Team Members			
Click here for Care Team Member definitions			
Skills	Shift Coverage		
	Day	Evening	Night
Unit Nurse Management	X	X	
Staff Educator			
Clinical Nurse Specialist	X		
Unit Clerical Support	X	X	X
1:1 Patient Observer	X	X	X
Admissions Nurse	X		
Patient Transport Team	X	X	

Additional Unit Information:

CAPD Peritoneal Dialysis RN's start IV's RN's do Bipap teach to patients RN's & CNA's do glucometer reading Patient Care Directors have 24 hr accountability High % of non-english speaking patients

Other Team Members:

Interpreter Services 24 X 7 Patient Advocate/Patient Rights Officer

IV Therapy Team / Line Access			
Monitor Technician			
Rapid Response Team	X	X	X
Respiratory Therapy Support	X	X	X
Nutritionist	X		
Rehab Activities (OT, PT, Speech)	X		
Clinical Pharmacist	X	X	X
Licensed Social Services / Case Management	X		
Spiritual Services	X		
Hospitalist / NP / PA	X	X	X
Intensivist / Neonatologist	X	X	X
Nursing Student	X	X	
Recreation / Milieu Therapist			
Intern / Resident	X	X	X
Other	X		

There are many variables to consider in establishing safe, efficiently staffed hospital units. Patient care units differ based upon the types of patients cared for on a given unit, and the way in which care is organized and delivered there. Education and experience levels of unit staff, support from nurse educators and nurse managers also factor into unit staffing decisions, as does the unique characteristics and mission of each hospital. It is also important to look at patient outcomes (including fall rates, pressure ulcer rates, and Hospital Compare measures related to heart attack care, heart failure care, pneumonia care and surgical care) in the Performance Measures section of PatientCareLink.

The list of caregivers in these boxes were provided to all hospitals.



PatientCareLink is a joint effort of the [Massachusetts Hospital Association \(MHA\)](#) and the [Organization of Nurse Leaders, MA-RI](#).

[Terms & Conditions](#) | [Sitemap](#)

[About PatientCareLink](#) | [For Patients & Families](#) | [Hospital Data](#) | [Success Stories](#) | [Participant Login](#)

© 2013 PatientCareLink. All rights reserved. Website designed by [Boston Interactive](#)



Glossary of Health Care Terms | Search Keywords...



- About PatientCareLink
- Hospital Data
- Success Stories
- Improving Patient Care
- Workforce
- For Patients & Families

Home -> Hospital Data -> Staffing Plans & Reports -> 2012 Reports -> Good Samaritan Medical Center -> Good Samaritan Medical Center - 3A

Hospital Data

Staffing Plans & Reports

- [2013 Plans](#)
- [2012 Reports](#)
- [2011 Reports](#)
- [2010 Reports](#)
- [2009 Reports](#)
- [2008 Reports](#)
- [2007 Reports](#)
- [2006 Reports](#)
- [FAQ's About Staffing Plans](#)

Performance Measures

Good Samaritan Medical Center - 3A

Acute Care
3A
 Adult Medical - Cardiac
 258 Hospital Licensed Beds

[How to Read and Understand Staffing Plans](#)

Date of Services Budgeted: FY 2012

A well-staffed unit is not only defined by the number of caregivers included in the team, but by the carefully chosen members of each team depending upon the needs of each patient and the unit overall.

Average Number of Patients Per Day:	25.04
-------------------------------------	-------

Direct Caregivers	Scheduled Hours	Shift Length	Number of Staff						
			Mon	Tues	Wed	Thurs	Fri	Sat	Sun
Day Shift									
RN	7am-3pm	8.00	7.00	7.00	7.00	7.00	7.00	7.00	7.00
Unticensored Assistive Personnel	7am-3pm	8.00	2.00	2.00	2.00	2.00	2.00	2.00	2.00
Evening Shift									
RN	3pm-11pm	8.00	7.00	7.00	7.00	7.00	7.00	7.00	7.00
Unticensored Assistive Personnel	3pm-11pm	8.00	2.00	2.00	2.00	2.00	2.00	2.00	2.00
Night Shift									
RN	11pm-7am	8.00	5.00	5.00	5.00	5.00	5.00	5.00	5.00
Unticensored Assistive Personnel	11pm-7am	8.00	1.50	1.50	1.50	1.50	1.50	1.50	1.50

Plan / Budgeted Direct WHPPD (Worked Hours Per Patient Day)	7.79
---	------

Plan / Budgeted Direct WHPPD (Worked Hours Per Patient Day)	7.79
---	------

Actual Worked Hours Per Patient Day	7.55
% Difference	-3.08%

Additional Care Team Members			
Click here for Care Team Member definitions			
Skills	Shift Coverage		
	Day	Evening	Night
Unit Nurse Management	X	X	
Staff Educator			
Clinical Nurse Specialist	X		
Unit Clerical Support	X	X	X
1:1 Patient Observer	X	X	X
Admissions Nurse	X		
Patient Transport Team	X	X	
IV Therapy Team / Line Access			

Additional Unit Information:

Telemetry post procedure cardiac cath patients
 Peritoneal dialysis RN's start IV's RN's run cardiac drips (example: dobutamine) RN's & CNA's do glucometer readings High % of non-english speaking patients
 Patient Care Director has 24hr accountability

Other Team Members:

Interpreter 24 X 7 Patient Advocate/Patient Rights Officer

Monitor Technician			
Rapid Response Team	X	X	X
Respiratory Therapy Support	X	X	X
Nutritionist	X		
Rehab Activities (OT, PT, Speech)	X		
Clinical Pharmacist	X	X	X
Licensed Social Services / Case Management	X		
Spiritual Services	X		
Hospitalist / NP / PA	X	X	X
Intensivist / Neonatologist	X	X	X
Nursing Student	X	X	
Recreation / Milieu Therapist			
Intern / Resident	X	X	
Other	X		

There are many variables to consider in establishing safe, efficiently staffed hospital units. Patient care units differ based upon the types of patients cared for on a given unit, and the way in which care is organized and delivered there. Education and experience levels of unit staff, support from nurse educators and nurse managers also factor into unit staffing decisions, as does the unique characteristics and mission of each hospital. It is also important to look at patient outcomes (including fall rates, pressure ulcer rates, and Hospital Compare measures related to heart attack care, heart failure care, pneumonia care and surgical care) in the Performance Measures section of PatientCareLink.

The list of caregivers in these boxes were provided to all hospitals.



PatientCareLink is a joint effort of the [Massachusetts Hospital Association \(MHA\)](#) and the [Organization of Nurse Leaders, MA-RI](#).

[Terms & Conditions](#) | [Sitemap](#)

[About PatientCareLink](#) | [For Patients & Families](#) | [Hospital Data](#) | [Success Stories](#) | [Participant Login](#)

© 2013 PatientCareLink. All rights reserved. Website designed by [Boston Interactive](#)



Glossary of Health Care Terms | Search keywords...



- About PatientCareLink
- Hospital Data
- Success Stories
- Improving Patient Care
- Workforce
- For Patients & Families

Home -> Hospital Data -> Staffing Plans & Reports -> 2012 Reports -> Good Samaritan Medical Center -> Good Samaritan Medical Center - 3B

Hospital Data

Staffing Plans & Reports

[2013 Plans](#)

[2012 Reports](#)

[2011 Reports](#)

[2010 Reports](#)

[2009 Reports](#)

[2008 Reports](#)

[2007 Reports](#)

[2006 Reports](#)

[FAQ's About Staffing Plans](#)

Performance Measures

Good Samaritan Medical Center - 3B

Acute Care

3B

Adult Medical / Surgical Combined - Cardiac

258 Hospital Licensed Beds

[How to Read and Understand Staffing Plans](#)

Date of Services Budgeted: FY 2012

A well-staffed unit is not only defined by the number of caregivers included in the team, but by the carefully chosen members of each team depending upon the needs of each patient and the unit overall.

Average Number of Patients Per Day:	23.92
-------------------------------------	-------

Direct Caregivers	Scheduled Hours	Shift Length	Number of Staff							
			Mon	Tues	Wed	Thurs	Fri	Sat	Sun	
Day Shift										
RN	7am-3pm	8.00	6.00	6.00	6.00	6.00	6.00	6.00	6.00	6.00
Unlicensed Assistive Personnel	7am-3pm	8.00	2.00	2.00	2.00	2.00	2.00	2.00	2.00	2.00
Evening Shift										
RN	3pm-11pm	8.00	6.00	6.00	6.00	6.00	6.00	6.00	6.00	6.00
Unlicensed Assistive Personnel	3pm-11pm	8.00	2.00	2.00	2.00	2.00	2.00	2.00	2.00	2.00
Night Shift										
RN	11pm-7am	8.00	5.00	5.00	5.00	5.00	5.00	5.00	5.00	5.00
Unlicensed Assistive Personnel	11pm-7am	8.00	2.00	2.00	2.00	2.00	2.00	2.00	2.00	2.00

Plan / Budgeted Direct WHPPD (Worked Hours Per Patient Day)	7.65
---	------

Plan / Budgeted Direct WHPPD (Worked Hours Per Patient Day)	7.65
---	------

Actual Worked Hours Per Patient Day	7.42
% Difference	-3.01%

Additional Care Team Members			
Click here for Care Team Member definitions			
Skills	Shift Coverage		
	Day	Evening	Night
Unit Nurse Management	X	X	
Staff Educator			
Clinical Nurse Specialist	X		
Unit Clerical Support	X	X	X
1:1 Patient Observer	X	X	X
Admissions Nurse	X		
Patient Transport Team	X	X	
IV Therapy Team / Line Access			

Additional Unit Information:

Respiratory Telemetry Patients COPD Pneumonia RN's start IV's RN's do own Bipap Teaching to patients RN's & CNA's do glucometer readings High % non-english speaking patients Patient Care Director has 24hr accountability

Other Team Members:

Intepeter 24 X 7 Patient Advocate/Human Rights Officer

Monitor Technician			
Rapid Response Team	X	X	X
Respiratory Therapy Support	X	X	X
Nutritionist	X		
Rehab Activities (OT, PT, Speech)	X		
Clinical Pharmacist	X	X	X
Licensed Social Services / Case Management	X		
Spiritual Services	X		
Hospitalist / NP / PA	X	X	X
Intensivist / Neonatologist	X	X	X
Nursing Student	X	X	
Recreation / Milieu Therapist			
Intern / Resident	X	X	X
Other	X		

There are many variables to consider in establishing safe, efficiently staffed hospital units. Patient care units differ based upon the types of patients cared for on a given unit, and the way in which care is organized and delivered there. Education and experience levels of unit staff, support from nurse educators and nurse managers also factor into unit staffing decisions, as does the unique characteristics and mission of each hospital. It is also important to look at patient outcomes (including fall rates, pressure ulcer rates, and Hospital Compare measures related to heart attack care, heart failure care, pneumonia care and surgical care) in the Performance Measures section of PatientCareLink.

The list of caregivers in these boxes were provided to all hospitals.



PatientCareLink is a joint effort of the [Massachusetts Hospital Association \(MHA\)](#) and the [Organization of Nurse Leaders, MA-RI](#).

[Terms & Conditions](#) | [Sitemap](#)
[About PatientCareLink](#) | [For Patients & Families](#) | [Hospital Data](#) | [Success Stories](#) | [Participant Login](#)
 © 2013 PatientCareLink. All rights reserved. Website designed by [Boston Interactive](#)



Glossary of Health Care Terms | Search Keywords...



- About PatientCareLink
- Hospital Data
- Success Stories
- Improving Patient Care
- Workforce
- For Patients & Families

[Home](#) - [Hospital Data](#) » [Staffing Plans & Reports](#) » [2012 Reports](#) » [Good Samaritan Medical Center](#) » Good Samaritan Medical Center - 4A

Hospital Data

Staffing Plans & Reports

- [2013 Plans](#)
- [2012 Reports](#)
- [2011 Reports](#)
- [2010 Reports](#)
- [2009 Reports](#)
- [2008 Reports](#)
- [2007 Reports](#)
- [2006 Reports](#)

[FAQ's About Staffing Plans](#)

Performance Measures

Good Samaritan Medical Center - 4A

Acute Care

[4A](#)

Adult Medical / Surgical Combined - Oncology

258 Hospital Licensed Beds

Date of Services Budgeted: FY 2012

A well-staffed unit is not only defined by the number of caregivers included in the team, but by the carefully chosen members of each team depending upon the needs of each patient and the unit overall.

[How to Read and Understand Staffing Plans](#)

Average Number of Patients Per Day:	24.76
-------------------------------------	-------

Direct Caregivers	Scheduled Hours	Shift Length	Number of Staff							
			Mon	Tues	Wed	Thurs	Fri	Sat	Sun	
Day Shift										
RN	7am-3pm	8.00	5.00	5.00	5.00	5.00	5.00	5.00	5.00	5.00
Unlicensed Assistive Personnel	7am-3pm	8.00	2.00	2.00	2.00	2.00	2.00	2.00	2.00	2.00
Evening Shift										
RN	3pm-11pm	8.00	5.00	5.00	5.00	5.00	5.00	5.00	5.00	5.00
Unlicensed Assistive Personnel	3pm-11pm	8.00	2.00	2.00	2.00	2.00	2.00	2.00	2.00	2.00
Night Shift										
RN	11pm-7am	8.00	4.00	4.00	4.00	4.00	4.00	4.00	4.00	4.00
Unlicensed Assistive Personnel	11pm-7am	8.00	2.00	2.00	2.00	2.00	2.00	2.00	2.00	2.00

Plan / Budgeted Direct WHPPD (Worked Hours Per Patient Day)	6.43
---	------

Plan / Budgeted Direct WHPPD (Worked Hours Per Patient Day)	6.43
---	------

Actual Worked Hours Per Patient Day	7.34
-------------------------------------	------

% Difference	14.15%
--------------	--------

[Click here for more information](#)

Additional Care Team Members			
Click here for Care Team Member definitions			
Skills	Shift Coverage		
	Day	Evening	Night
Unit Nurse Management	X	X	
Staff Educator			
Clinical Nurse Specialist	X		
Unit Clerical Support	X	X	X
1:1 Patient Observer	X	X	X
Admissions Nurse	X		
Patient Transport Team	X	X	

Additional Unit Information:

Chemotherapy RN's start IV's RN's do Bipap teaching to patients RN's & CNA's dp glucometer readings Pain control infusions - including epidurals Patient Care Director has 24hr accountability

Other Team Members:

Interpreter 24 X 7 Patient Advocate/Human Rights Officer

IV Therapy Team / Line Access			
Monitor Technician			
Rapid Response Team	X	X	X
Respiratory Therapy Support	X	X	X
Nutritionist	X		
Rehab Activities (OT, PT, Speech)	X		
Clinical Pharmacist	X	X	X
Licensed Social Services / Case Management	X		
Spiritual Services	X		
Hospitalist / NP / PA	X	X	X
Intensivist / Neonatologist	X	X	X
Nursing Student	X	X	
Recreation / Milieu Therapist			
Intern / Resident	X	X	X
Other	X		

There are many variables to consider in establishing safe, efficiently staffed hospital units. Patient care units differ based upon the types of patients cared for on a given unit, and the way in which care is organized and delivered there. Education and experience levels of unit staff, support from nurse educators and nurse managers also factor into unit staffing decisions, as does the unique characteristics and mission of each hospital. It is also important to look at patient outcomes (including fall rates, pressure ulcer rates, and Hospital Compare measures related to heart attack care, heart failure care, pneumonia care and surgical care) in the Performance Measures section of PatientCareLink.

The list of caregivers in these boxes were provided to all hospitals.



PatientCareLink is a joint effort of the [Massachusetts Hospital Association \(MHA\)](#) and the [Organization of Nurse Leaders, MA-RI](#).

[Terms & Conditions](#) | [Sitemap](#)

[About PatientCareLink](#) | [For Patients & Families](#) | [Hospital Data](#) | [Success Stories](#) | [Participant Login](#)

© 2013 PatientCareLink. All rights reserved. Website designed by [Boston Interactive](#)



Glossary of Health Care Terms | Search Keywords...



- About PatientCareLink
- Hospital Data
- Success Stories
- Improving Patient Care
- Workforce
- For Patients & Families

Home » Hospital Data » Staffing Plans & Reports » 2012 Reports » Good Samaritan Medical Center » Good Samaritan Medical Center - 4B

Hospital Data

Good Samaritan Medical Center - 4B

Staffing Plans & Reports

- [2013 Plans](#)
- [2012 Reports](#)
- [2011 Reports](#)
- [2010 Reports](#)
- [2009 Reports](#)
- [2008 Reports](#)
- [2007 Reports](#)
- [2006 Reports](#)

[FAQ's About Staffing Plans](#)

Performance Measures

Acute Care
4B

Behavioral Health - Adult - Geriatrics
258 Hospital Licensed Beds

[How to Read and Understand Staffing Plans](#)

Date of Services Budgeted: FY 2012

A well-staffed unit is not only defined by the number of caregivers included in the team, but by the carefully chosen members of each team depending upon the needs of each patient and the unit overall.

Average Number of Patients Per Day:	14.13
-------------------------------------	-------

Direct Caregivers	Scheduled Hours	Shift Length	Number of Staff							
			Mon	Tues	Wed	Thurs	Fri	Sat	Sun	
Day Shift										
RN	7am-3pm	8.00	3.00	3.00	3.00	3.00	3.00	3.00	3.00	3.00
Unticensored Assistive Personnel	7am-3pm	8.00	1.50	1.50	1.50	1.50	1.50	1.50	1.50	1.50
Evening Shift										
RN	3pm-11pm	8.00	3.00	3.00	3.00	3.00	3.00	3.00	3.00	3.00
Unticensored Assistive Personnel	3pm-11pm	8.00	2.00	2.00	2.00	2.00	2.00	2.00	2.00	2.00
Night Shift										
RN	11pm-7am	8.00	2.00	2.00	2.00	2.00	2.00	2.00	2.00	2.00
Unticensored Assistive Personnel	11pm-7am	8.00	1.00	1.00	1.00	1.00	1.00	1.00	1.00	1.00

Plan / Budgeted Direct WHPPD (Worked Hours Per Patient Day)	7.04
---	------

Plan / Budgeted Direct WHPPD (Worked Hours Per Patient Day)	7.04
Actual Worked Hours Per Patient Day	7.77
% Difference	10.37%
Click here for more information	

Additional Care Team Members			
Click here for Care Team Member definitions			
Skills	Shift Coverage		
	Day	Evening	Night
Unit Nurse Management	X	X	
Staff Educator			
Clinical Nurse Specialist	X		
Unit Clerical Support	X	X	
1:1 Patient Observer	X	X	X
Admissions Nurse			
Patient Transport Team	X	X	

Additional Unit Information:
Sr. Behavioral Unit

Other Team Members:
Interpreter 24 X 7 Patient Advocate/Human Rights Officer

IV Therapy Team / Line Access			
Monitor Technician			
Rapid Response Team	X	X	X
Respiratory Therapy Support	X	X	X
Nutritionist	X		
Rehab Activities (OT, PT, Speech)	X		
Clinical Pharmacist	X	X	X
Licensed Social Services / Case Management	X		
Spiritual Services	X		
Hospitalist / NP / PA	X	X	X
Intensivist / Neonatologist	X	X	X
Nursing Student			
Recreation / Milieu Therapist	X		
Intern / Resident			
Other	X		

There are many variables to consider in establishing safe, efficiently staffed hospital units. Patient care units differ based upon the types of patients cared for on a given unit, and the way in which care is organized and delivered there. Education and experience levels of unit staff, support from nurse educators and nurse managers also factor into unit staffing decisions, as does the unique characteristics and mission of each hospital. It is also important to look at patient outcomes (including fall rates, pressure ulcer rates, and Hospital Compare measures related to heart attack care, heart failure care, pneumonia care and surgical care) in the Performance Measures section of PatientCareLink.

The list of caregivers in these boxes were provided to all hospitals.



PatientCareLink is a joint effort of the [Massachusetts Hospital Association \(MHA\)](#) and the [Organization of Nurse Leaders, MA-RI](#).

[Terms & Conditions](#) | [Sitemap](#)

[About PatientCareLink](#) | [For Patients & Families](#) | [Hospital Data](#) | [Success Stories](#) | [Participant Login](#)

© 2013 PatientCareLink. All rights reserved. Website designed by [Boston Interactive](#)



Glossary of Health Care Terms | Search Keywords...



- About PatientCareLink
- Hospital Data
- Success Stories
- Improving Patient Care
- Workforce
- For Patients & Families

Home - Hospital Data -> Staffing Plans & Reports -> 2012 Reports -> Good Samaritan Medical Center -> Good Samaritan Medical Center - ICU

Hospital Data

Staffing Plans & Reports

[2013 Plans](#)

[2012 Reports](#)

[2011 Reports](#)

[2010 Reports](#)

[2009 Reports](#)

[2008 Reports](#)

[2007 Reports](#)

[2006 Reports](#)

[FAQ's About Staffing Plans](#)

Performance Measures

Good Samaritan Medical Center - ICU

Acute Care

ICU

Adult Critical Care - Medical / Surgical Combined

258 Hospital Licensed Beds

Date of Services Budgeted: FY 2012

A well-staffed unit is not only defined by the number of caregivers included in the team, but by the carefully chosen members of each team depending upon the needs of each patient and the unit overall.

[How to Read and Understand Staffing Plans](#)

Average Number of Patients Per Day:	12.48
-------------------------------------	-------

Direct Caregivers	Scheduled Hours	Shift Length	Number of Staff						
			Mon	Tues	Wed	Thurs	Fri	Sat	Sun
Day Shift									
RN	7am-3pm	8.00	7.00	7.00	7.00	7.00	7.00	7.00	7.00
Evening Shift									
RN	3pm-11pm	8.00	7.00	7.00	7.00	7.00	7.00	7.00	7.00
Night Shift									
RN	11pm-7am	8.00	7.00	7.00	7.00	7.00	7.00	7.00	7.00

Plan / Budgeted Direct WHPPD (Worked Hours Per Patient Day)	13.39
---	-------

Plan / Budgeted Direct WHPPD (Worked Hours Per Patient Day)	13.39
---	-------

Actual Worked Hours Per Patient Day	13.91
% Difference	3.88%

Additional Care Team Members			
Skills	Shift Coverage		
	Day	Evening	Night
Unit Nurse Management	X	X	
Staff Educator			
Clinical Nurse Specialist	X		
Unit Clerical Support	X	X	X
1:1 Patient Observer	X	X	X
Admissions Nurse	X		
Patient Transport Team	X	X	
IV Therapy Team / Line Access			
Monitor Technician			
Rapid Response Team	X	X	X

Additional Unit Information:

RN's start IV's RN's utilize bedside glucometers
 Mechanical ventilation Hemodynamic monitoring
 Temporary pacemakers High acuity High % of non-english speaking patients Patient Care Director 24 hr accountability

Other Team Members:

Interpreter 24 X7 Patient Advocate/Human Rights Officer Patient Care Technician for equipment

Respiratory Therapy Support	X	X	X
Nutritionist	X		
Rehab Activities (OT, PT, Speech)	X		
Clinical Pharmacist	X	X	X
Licensed Social Services / Case Management	X		
Spiritual Services	X		
Hospitalist / NP / PA	X	X	X
Intensivist / Neonatologist	X	X	X
Nursing Student			
Recreation / Milieu Therapist			
Intern / Resident	X	X	X
Other	X		

There are many variables to consider in establishing safe, efficiently staffed hospital units. Patient care units differ based upon the types of patients cared for on a given unit, and the way in which care is organized and delivered there. Education and experience levels of unit staff, support from nurse educators and nurse managers also factor into unit staffing decisions, as does the unique characteristics and mission of each hospital. It is also important to look at patient outcomes (including fall rates, pressure ulcer rates, and Hospital Compare measures related to heart attack care, heart failure care, pneumonia care and surgical care) in the Performance Measures section of PatientCareLink.

The list of caregivers in these boxes were provided to all hospitals.



PatientCareLink is a joint effort of the [Massachusetts Hospital Association \(MHA\)](#) and the [Organization of Nurse Leaders, MA-RI](#).

[Terms & Conditions](#) | [Sitemap](#)

[About PatientCareLink](#) | [For Patients & Families](#) | [Hospital Data](#) | [Success Stories](#) | [Participant Login](#)

© 2013 PatientCareLink. All rights reserved. Website designed by [Boston Interactive](#)



Glossary of Health Care Terms | Search: Keywords...



- About PatientCareLink
- Hospital Data
- Success Stories
- Improving Patient Care
- Workforce
- For Patients & Families

[Home](#) - [Hospital Data](#) - [Staffing Plans & Reports](#) - [2012 Reports](#) - [Good Samaritan Medical Center](#) - Good Samaritan Medical Center - Norcap

Hospital Data

Staffing Plans & Reports

- [2013 Plans](#)
- [2012 Reports](#)
- [2011 Reports](#)
- [2010 Reports](#)
- [2009 Reports](#)
- [2008 Reports](#)
- [2007 Reports](#)
- [2006 Reports](#)
- [FAQ's About Staffing Plans](#)

Performance Measures

Good Samaritan Medical Center - Norcap

Acute Care
Norcap
 Behavioral Health - Adult - Substance Abuse
 258 Hospital Licensed Beds

[How to Read and Understand Staffing Plans](#)

Date of Services Budgeted: FY 2012

A well-staffed unit is not only defined by the number of caregivers included in the team, but by the carefully chosen members of each team depending upon the needs of each patient and the unit overall.

Average Number of Patients Per Day:	39.10
-------------------------------------	-------

Direct Caregivers	Scheduled Hours	Shift Length	Number of Staff							
			Mon	Tues	Wed	Thurs	Fri	Sat	Sun	
Day Shift										
RN	7am-3pm	8.00	3.00	3.00	3.00	3.00	3.00	3.00	3.00	3.00
Unticensored Assistive Personnel	7am-3pm	8.00	2.00	2.00	2.00	2.00	2.00	2.00	2.00	2.00
Evening Shift										
RN	3pm-11pm	8.00	3.00	3.00	3.00	3.00	3.00	3.00	3.00	3.00
Unticensored Assistive Personnel	3pm-11pm	8.00	2.00	2.00	2.00	2.00	2.00	2.00	2.00	2.00
Night Shift										
RN	11pm-7am	8.00	3.00	3.00	3.00	3.00	3.00	3.00	3.00	3.00
Unticensored Assistive Personnel	11pm-7am	8.00	2.00	2.00	2.00	2.00	2.00	2.00	2.00	2.00

Plan / Budgeted Direct WHPPD (Worked Hours Per Patient Day)	3.05
---	------

Plan / Budgeted Direct WHPPD (Worked Hours Per Patient Day)	3.05
Actual Worked Hours Per Patient Day	4.17
% Difference	36.72%
Click here for more information	

Additional Care Team Members			
Click here for Care Team Member definitions			
Skills	Shift Coverage		
	Day	Evening	Night
Unit Nurse Management	X		
Staff Educator			
Clinical Nurse Specialist			
Unit Clerical Support	X	X	
1:1 Patient Observer			
Admissions Nurse			
Patient Transport Team			

Additional Unit Information:
 Substance Abuse In & Out Patient

Other Team Members:
 Physician Clinical Evaluators Substance Abuse
 Counselors Clinicians Interpreter Patient
 Advocate/Human Rights Officer

IV Therapy Team / Line Access			
Monitor Technician			
Rapid Response Team			
Respiratory Therapy Support			
Nutritionist			
Rehab Activities (OT, PT, Speech)			
Clinical Pharmacist	X		
Licensed Social Services / Case Management	X		
Spiritual Services	X		
Hospitalist / NP / PA	X	X	
Intensivist / Neonatologist			
Nursing Student			
Recreation / Milieu Therapist			
Intern / Resident			
Other	X		

There are many variables to consider in establishing safe, efficiently staffed hospital units. Patient care units differ based upon the types of patients cared for on a given unit, and the way in which care is organized and delivered there. Education and experience levels of unit staff, support from nurse educators and nurse managers also factor into unit staffing decisions, as does the unique characteristics and mission of each hospital. It is also important to look at patient outcomes (including fall rates, pressure ulcer rates, and Hospital Compare measures related to heart attack care, heart failure care, pneumonia care and surgical care) in the Performance Measures section of PatientCareLink.

The list of caregivers in these boxes were provided to all hospitals.




PatientCareLink is a joint effort of the [Massachusetts Hospital Association \(MHA\)](#) and the [Organization of Nurse Leaders, MA-RI](#).

[Terms & Conditions](#) | [Sitemap](#)

[About PatientCareLink](#) | [For Patients & Families](#) | [Hospital Data](#) | [Success Stories](#) | [Participant Login](#)

© 2013 PatientCareLink. All rights reserved. Website designed by [Boston Interactive](#)





Glossary of Health Care Terms | Search Keywords...



- About PatientCareLink
- Hospital Data
- Success Stories
- Improving Patient Care
- Workforce
- For Patients & Families

Home » [Hospital Data](#) » [Staffing Plans & Reports](#) » [2011 Reports](#) » [Good Samaritan Medical Center](#) » Good Samaritan Medical Center - 2B

Hospital Data

Staffing Plans & Reports

- [2013 Plans](#)
- [2012 Reports](#)
- [2011 Reports](#)
- [2010 Reports](#)
- [2009 Reports](#)
- [2008 Reports](#)
- [2007 Reports](#)
- [2006 Reports](#)
- [FAQ's About Staffing Plans](#)

Performance Measures

Good Samaritan Medical Center - 2B

Acute Care
[2B](#)

Adult Medical / Surgical Combined
258 Hospital Licensed Beds

[How to Read and Understand Staffing Plans](#)

Date of Services Budgeted: FY 2011

A well-staffed unit is not only defined by the number of caregivers included in the team, but by the carefully chosen members of each team depending upon the needs of each patient and the unit overall.

Average Number of Patients Per Day:	27.19
-------------------------------------	-------

Direct Caregivers	Scheduled Hours	Shift Length	Number of Staff							
			Mon	Tues	Wed	Thurs	Fri	Sat	Sun	
Day Shift										
RN	7am-3pm	8.00	6.00	6.00	6.00	6.00	6.00	6.00	6.00	6.00
Unlicensed Assistive Personnel	7am-3pm	8.00	2.00	2.00	2.00	2.00	2.00	2.00	2.00	2.00
Evening Shift										
RN	3pm-11pm	8.00	6.00	6.00	6.00	6.00	6.00	6.00	6.00	6.00
Unlicensed Assistive Personnel	3pm-11pm	8.00	2.00	2.00	2.00	2.00	2.00	2.00	2.00	2.00
Night Shift										
RN	11pm-7am	8.00	5.00	5.00	5.00	5.00	5.00	5.00	5.00	5.00
Unlicensed Assistive Personnel	11pm-7am	8.00	2.00	2.00	2.00	2.00	2.00	2.00	2.00	2.00

Plan / Budgeted Direct WHPPD (Worked Hours Per Patient Day)	6.75
---	------

Plan / Budgeted Direct WHPPD (Worked Hours Per Patient Day)	6.75
---	------

Actual Worked Hours Per Patient Day	8.22
-------------------------------------	------

% Difference	21.78%
--------------	--------

[Click here for more information](#)

Additional Care Team Members			
Click here for Care Team Member definitions			
Skills	Shift Coverage		
	Day	Evening	Night
Unit Nurse Management	X	X	
Staff Educator			
Clinical Nurse Specialist	X		
Unit Clerical Support	X	X	
1:1 Patient Observer	X	X	X
Admissions Nurse			
Patient Transport Team	X	X	

Additional Unit Information:

There are many variables to consider in establishing safe, efficiently staffed hospital units. Patient care units differ based upon the types of patients cared for on a given unit, and the way in which care is organized and delivered there. Education and

IV Therapy Team / Line Access			
Monitor Technician			
Rapid Response Team	X	X	X
Respiratory Therapy Support	X	X	X
Nutritionist	X		
Rehab Activities (OT, PT, Speech)	X		
Clinical Pharmacist	X	X	X
Licensed Social Services / Case Management	X		
Spiritual Services	X	X	X
Hospitalist / NP / PA	X	X	X
Intensivist / Neonatologist			
Nursing Student	X	X	
Recreation / Milieu Therapist			
Intern / Resident	X	X	X
Other			

experience levels of unit staff, support from nurse educators and nurse managers also factor into unit staffing decisions, as does the unique characteristics and mission of each hospital. It is also important to look at patient outcomes (including fall rates, pressure ulcer rates, and Hospital Compare measures related to heart attack care, heart failure care, pneumonia care and surgical care) in the Performance Measures section of PatientCareLink.

The list of caregivers in these boxes were provided to all hospitals.



PatientCareLink is a joint effort of the [Massachusetts Hospital Association \(MHA\)](#) and the [Organization of Nurse Leaders, MA-RI](#).

[Terms & Conditions](#) | [Sitemap](#)

[About PatientCareLink](#) | [For Patients & Families](#) | [Hospital Data](#) | [Success Stories](#) | [Participant Login](#)

© 2013 PatientCareLink. All rights reserved. Website designed by [Boston Interactive](#)



- About PatientCareLink
- Hospital Data
- Success Stories
- Improving Patient Care
- Workforce
- For Patients & Families

[Home](#) » [Hospital Data](#) » [Staffing Plans & Reports](#) » [2011 Reports](#) » [Good Samaritan Medical Center](#) » Good Samaritan Medical Center - 2C

Hospital Data

Staffing Plans & Reports

- [2013 Plans](#)
- [2012 Reports](#)
- [2011 Reports](#)
- [2010 Reports](#)
- [2009 Reports](#)
- [2008 Reports](#)
- [2007 Reports](#)
- [2006 Reports](#)

[FAQ's About Staffing Plans](#)

Performance Measures

Good Samaritan Medical Center - 2C

Acute Care

[2C](#)

Adult Medical / Surgical Combined - Orthopedic

258 Hospital Licensed Beds

Date of Services Budgeted: FY 2011

A well-staffed unit is not only defined by the number of caregivers included in the team, but by the carefully chosen members of each team depending upon the needs of each patient and the unit overall.

[How to Read and Understand Staffing Plans](#)

Average Number of Patients Per Day:	15.01
-------------------------------------	-------

Direct Caregivers	Scheduled Hours	Shift Length	Number of Staff							
			Mon	Tues	Wed	Thurs	Fri	Sat	Sun	
Day Shift										
RN	7am-3pm	8.00	3.00	3.00	3.00	3.00	3.00	3.00	3.00	3.00
Unlicensed Assistive Personnel	7am-3pm	8.00	2.00	2.00	2.00	2.00	2.00	2.00	2.00	2.00
Evening Shift										
RN	3pm-11pm	8.00	3.00	3.00	3.00	3.00	3.00	3.00	3.00	3.00
Unlicensed Assistive Personnel	3pm-11pm	8.00	2.00	2.00	2.00	2.00	2.00	2.00	2.00	2.00
Night Shift										
RN	11pm-7am	8.00	3.00	3.00	3.00	3.00	3.00	3.00	3.00	3.00
Unlicensed Assistive Personnel	11pm-7am	8.00	1.00	1.00	1.00	1.00	1.00	1.00	1.00	1.00

Plan / Budgeted Direct WHPPD (Worked Hours Per Patient Day)	7.44
---	------

Plan / Budgeted Direct WHPPD (Worked Hours Per Patient Day)	7.44
Actual Worked Hours Per Patient Day	8.50
% Difference	14.25%
Click here for more information	

Additional Care Team Members			
Click here for Care Team Member definitions			
Skills	Shift Coverage		
	Day	Evening	Night
Unit Nurse Management	X	X	
Staff Educator			
Clinical Nurse Specialist	X		
Unit Clerical Support	X	X	
1:1 Patient Observer	X	X	X
Admissions Nurse			
Patient Transport Team	X	X	

Additional Unit Information:

There are many variables to consider in establishing safe, efficiently staffed hospital units. Patient care units differ based upon the types of patients cared for on a given unit, and the way in which care is organized and delivered there. Education and

IV Therapy Team / Line Access			
Monitor Technician			
Rapid Response Team	X	X	X
Respiratory Therapy Support	X	X	X
Nutritionist	X		
Rehab Activities (OT, PT, Speech)	X		
Clinical Pharmacist	X	X	X
Licensed Social Services / Case Management	X		
Spiritual Services	X		
Hospitalist / NP / PA	X	X	X
Intensivist / Neonatologist			
Nursing Student	X	X	
Recreation / Milieu Therapist			
Intern / Resident	X	X	X
Other			

experience levels of unit staff, support from nurse educators and nurse managers also factor into unit staffing decisions, as does the unique characteristics and mission of each hospital. It is also important to look at patient outcomes (including fall rates, pressure ulcer rates, and Hospital Compare measures related to heart attack care, heart failure care, pneumonia care and surgical care) in the Performance Measures section of PatientCareLink.

The list of caregivers in these boxes were provided to all hospitals.



PatientCareLink is a joint effort of the [Massachusetts Hospital Association \(MHA\)](#) and the [Organization of Nurse Leaders, MA-RI](#).

[Terms & Conditions](#) | [Sitemap](#)

[About PatientCareLink](#) | [For Patients & Families](#) | [Hospital Data](#) | [Success Stories](#) | [Participant Login](#)

© 2013 PatientCareLink. All rights reserved. Website designed by [Boston Interactive](#)



- About PatientCareLink
- Hospital Data
- Success Stories
- Improving Patient Care
- Workforce
- For Patients & Families

Home » Hospital Data » Staffing Plans & Reports » 2011 Reports » Good Samaritan Medical Center » Good Samaritan Medical Center - 3A

Hospital Data

Staffing Plans & Reports

- [2013 Plans](#)
- [2012 Reports](#)
- [2011 Reports](#)
- [2010 Reports](#)
- [2009 Reports](#)
- [2008 Reports](#)
- [2007 Reports](#)
- [2006 Reports](#)

[FAQ's About Staffing Plans](#)

Performance Measures

Good Samaritan Medical Center - 3A

Acute Care
[3A](#)

Adult Medical - Cardiac
258 Hospital Licensed Beds

[How to Read and Understand Staffing Plans](#)

Date of Services Budgeted: FY 2011

A well-staffed unit is not only defined by the number of caregivers included in the team, but by the carefully chosen members of each team depending upon the needs of each patient and the unit overall.

Average Number of Patients Per Day:	28.03
-------------------------------------	-------

Direct Caregivers	Scheduled Hours	Shift Length	Number of Staff						
			Mon	Tues	Wed	Thurs	Fri	Sat	Sun
Day Shift									
RN	7am-3pm	8.00	7.00	7.00	7.00	7.00	7.00	7.00	7.00
Unticensored Assistive Personnel	7am-3pm	8.00	2.00	2.00	2.00	2.00	2.00	2.00	2.00
Evening Shift									
RN	3pm-11pm	8.00	7.00	7.00	7.00	7.00	7.00	7.00	7.00
Unticensored Assistive Personnel	3pm-11pm	8.00	2.00	2.00	2.00	2.00	2.00	2.00	2.00
Night Shift									
RN	11pm-7am	8.00	5.00	5.00	5.00	5.00	5.00	5.00	5.00
Unticensored Assistive Personnel	11pm-7am	8.00	1.00	1.00	1.00	1.00	1.00	1.00	1.00

Plan / Budgeted Direct WHPPD (Worked Hours Per Patient Day)	6.83
---	------

Plan / Budgeted Direct WHPPD (Worked Hours Per Patient Day)	6.83
---	------

Actual Worked Hours Per Patient Day	8.95
-------------------------------------	------

% Difference	31.04%
--------------	--------

[Click here for more information](#)

Additional Care Team Members			
Click here for Care Team Member definitions			
Skills	Shift Coverage		
	Day	Evening	Night
Unit Nurse Management	X	X	
Staff Educator			
Clinical Nurse Specialist	X		
Unit Clerical Support	X	X	
1:1 Patient Observer	X	X	X
Admissions Nurse			
Patient Transport Team	X	X	

Additional Unit Information:

There are many variables to consider in establishing safe, efficiently staffed hospital units. Patient care units differ based upon the types of patients cared for on a given unit, and the way in which care is organized and delivered there. Education and

IV Therapy Team / Line Access			
Monitor Technician			
Rapid Response Team	X	X	X
Respiratory Therapy Support	X	X	X
Nutritionist	X		
Rehab Activities (OT, PT, Speech)	X		
Clinical Pharmacist	X	X	X
Licensed Social Services / Case Management	X		
Spiritual Services	X	X	X
Hospitalist / NP / PA	X	X	X
Intensivist / Neonatologist			
Nursing Student	X	X	
Recreation / Milieu Therapist			
Intern / Resident	X	X	X
Other			

experience levels of unit staff, support from nurse educators and nurse managers also factor into unit staffing decisions, as does the unique characteristics and mission of each hospital. It is also important to look at patient outcomes (including fall rates, pressure ulcer rates, and Hospital Compare measures related to heart attack care, heart failure care, pneumonia care and surgical care) in the Performance Measures section of PatientCareLink.

The list of caregivers in these boxes were provided to all hospitals.



PatientCareLink is a joint effort of the [Massachusetts Hospital Association \(MHA\)](#) and the [Organization of Nurse Leaders, MA-RI](#).

[Terms & Conditions](#) | [Sitemap](#)

[About PatientCareLink](#) | [For Patients & Families](#) | [Hospital Data](#) | [Success Stories](#) | [Participant Login](#)

© 2013 PatientCareLink. All rights reserved. Website designed by [Boston Interactive](#)



Glossary of Health Care Terms | Search Keywords...



- About PatientCareLink
- Hospital Data
- Success Stories
- Improving Patient Care
- Workforce
- For Patients & Families

Home » Hospital Data » Staffing Plans & Reports » 2011 Reports » Good Samaritan Medical Center » Good Samaritan Medical Center - 3B

Hospital Data

Staffing Plans & Reports

- [2013 Plans](#)
- [2012 Reports](#)
- [2011 Reports](#)
- [2010 Reports](#)
- [2009 Reports](#)
- [2008 Reports](#)
- [2007 Reports](#)
- [2006 Reports](#)

[FAQ's About Staffing Plans](#)

Performance Measures

Good Samaritan Medical Center - 3B

Acute Care

3B

Adult Medical / Surgical Combined - Cardiac

258 Hospital Licensed Beds

[How to Read and Understand Staffing Plans](#)

Date of Services Budgeted: FY 2011

A well-staffed unit is not only defined by the number of caregivers included in the team, but by the carefully chosen members of each team depending upon the needs of each patient and the unit overall.

Average Number of Patients Per Day:	27.56
-------------------------------------	-------

Direct Caregivers	Scheduled Hours	Shift Length	Number of Staff							
			Mon	Tues	Wed	Thurs	Fri	Sat	Sun	
Day Shift										
RN	7am-3pm	8.00	6.00	6.00	6.00	6.00	6.00	6.00	6.00	6.00
Unticensored Assistive Personnel	7am-3pm	8.00	2.00	2.00	2.00	2.00	2.00	2.00	2.00	2.00
Evening Shift										
RN	3pm-11pm	8.00	6.00	6.00	6.00	6.00	6.00	6.00	6.00	6.00
Unticensored Assistive Personnel	3pm-11pm	8.00	2.00	2.00	2.00	2.00	2.00	2.00	2.00	2.00
Night Shift										
RN	11pm-7am	8.00	5.00	5.00	5.00	5.00	5.00	5.00	5.00	5.00
Unticensored Assistive Personnel	11pm-7am	8.00	2.00	2.00	2.00	2.00	2.00	2.00	2.00	2.00

Plan / Budgeted Direct WHPPD (Worked Hours Per Patient Day)	6.66
---	------

Plan / Budgeted Direct WHPPD (Worked Hours Per Patient Day)	6.66
---	------

Actual Worked Hours Per Patient Day	8.55
-------------------------------------	------

% Difference	28.38%
--------------	--------

[Click here for more information](#)

Additional Care Team Members			
Click here for Care Team Member definitions			
Skills	Shift Coverage		
	Day	Evening	Night
Unit Nurse Management	X	X	
Staff Educator			
Clinical Nurse Specialist	X		
Unit Clerical Support	X	X	
1:1 Patient Observer	X	X	X
Admissions Nurse			
Patient Transport Team	X	X	

Additional Unit Information:

There are many variables to consider in establishing safe, efficiently staffed hospital units. Patient care units differ based upon the types of patients cared for on a given unit, and the way in which care is organized and delivered there. Education and

IV Therapy Team / Line Access			
Monitor Technician			
Rapid Response Team	X	X	X
Respiratory Therapy Support	X	X	X
Nutritionist	X		
Rehab Activities (OT, PT, Speech)	X		
Clinical Pharmacist	X	X	X
Licensed Social Services / Case Management	X		
Spiritual Services	X	X	X
Hospitalist / NP / PA	X	X	X
Intensivist / Neonatologist			
Nursing Student	X	X	
Recreation / Milieu Therapist			
Intern / Resident	X	X	X
Other			

experience levels of unit staff, support from nurse educators and nurse managers also factor into unit staffing decisions, as does the unique characteristics and mission of each hospital. It is also important to look at patient outcomes (including fall rates, pressure ulcer rates, and Hospital Compare measures related to heart attack care, heart failure care, pneumonia care and surgical care) in the Performance Measures section of PatientCareLink.

The list of caregivers in these boxes were provided to all hospitals.



PatientCareLink is a joint effort of the [Massachusetts Hospital Association \(MHA\)](#) and the [Organization of Nurse Leaders, MA-RI](#).

[Terms & Conditions](#) | [Sitemap](#)

[About PatientCareLink](#) | [For Patients & Families](#) | [Hospital Data](#) | [Success Stories](#) | [Participant Login](#)

© 2013 PatientCareLink. All rights reserved. Website designed by [Boston Interactive](#)



- About PatientCareLink
- Hospital Data
- Success Stories
- Improving Patient Care
- Workforce
- For Patients & Families

[Home](#) » [Hospital Data](#) » [Staffing Plans & Reports](#) » [2011 Reports](#) » [Good Samaritan Medical Center](#) » Good Samaritan Medical Center - 4A

Hospital Data

Good Samaritan Medical Center - 4A

Staffing Plans & Reports

- [2013 Plans](#)
- [2012 Reports](#)
- [2011 Reports](#)
- [2010 Reports](#)
- [2009 Reports](#)
- [2008 Reports](#)
- [2007 Reports](#)
- [2006 Reports](#)

[FAQ's About Staffing Plans](#)

Performance Measures

Acute Care

4A

Adult Medical / Surgical Combined - Oncology

258 Hospital Licensed Beds

[How to Read and Understand Staffing Plans](#)

Date of Services Budgeted: FY 2011

Average Number of Patients Per Day:	23.69
-------------------------------------	-------

A well-staffed unit is not only defined by the number of caregivers included in the team, but by the carefully chosen members of each team depending upon the needs of each patient and the unit overall.

Direct Caregivers	Scheduled Hours	Shift Length	Number of Staff						
			Mon	Tues	Wed	Thurs	Fri	Sat	Sun
Day Shift									
RN	7am-3pm	8.00	5.00	5.00	5.00	5.00	5.00	5.00	5.00
Unlicensed Assistive Personnel	7am-3pm	8.00	2.00	2.00	2.00	2.00	2.00	2.00	2.00
Evening Shift									
RN	3pm-11pm	8.00	5.00	5.00	5.00	5.00	5.00	5.00	5.00
Unlicensed Assistive Personnel	3pm-11pm	8.00	2.00	2.00	2.00	2.00	2.00	2.00	2.00
Night Shift									
RN	11pm-7am	8.00	4.00	4.00	4.00	4.00	4.00	4.00	4.00
Unlicensed Assistive Personnel	11pm-7am	8.00	2.00	2.00	2.00	2.00	2.00	2.00	2.00

Plan / Budgeted Direct WHPPD (Worked Hours Per Patient Day)	6.74
---	------

Plan / Budgeted Direct WHPPD (Worked Hours Per Patient Day)	6.74
---	------

Actual Worked Hours Per Patient Day	8.07
-------------------------------------	------

% Difference	19.73%
--------------	--------

[Click here for more information](#)

Additional Care Team Members			
Click here for Care Team Member definitions			
Skills	Shift Coverage		
	Day	Evening	Night
Unit Nurse Management	X	X	
Staff Educator			
Clinical Nurse Specialist	X		
Unit Clerical Support	X	X	
1:1 Patient Observer	X	X	X
Admissions Nurse			
Patient Transport Team	X	X	

Additional Unit Information:

There are many variables to consider in establishing safe, efficiently staffed hospital units. Patient care units differ based upon the types of patients cared for on a given unit, and the way in which care is organized and delivered there. Education and

IV Therapy Team / Line Access			
Monitor Technician			
Rapid Response Team	X	X	X
Respiratory Therapy Support	X	X	X
Nutritionist	X		
Rehab Activities (OT, PT, Speech)	X		
Clinical Pharmacist	X	X	X
Licensed Social Services / Case Management	X		
Spiritual Services	X	X	X
Hospitalist / NP / PA	X	X	X
Intensivist / Neonatologist			
Nursing Student	X	X	
Recreation / Milieu Therapist			
Intern / Resident	X	X	X
Other			

experience levels of unit staff, support from nurse educators and nurse managers also factor into unit staffing decisions, as does the unique characteristics and mission of each hospital. It is also important to look at patient outcomes (including fall rates, pressure ulcer rates, and Hospital Compare measures related to heart attack care, heart failure care, pneumonia care and surgical care) in the Performance Measures section of PatientCareLink.

The list of caregivers in these boxes were provided to all hospitals.



PatientCareLink is a joint effort of the [Massachusetts Hospital Association \(MHA\)](#) and the [Organization of Nurse Leaders, MA-RI](#).

[Terms & Conditions](#) | [Sitemap](#)

[About PatientCareLink](#) | [For Patients & Families](#) | [Hospital Data](#) | [Success Stories](#) | [Participant Login](#)

© 2013 PatientCareLink. All rights reserved. Website designed by [Boston Interactive](#)



Glossary of Health Care Terms | Search Keywords...



- About PatientCareLink
- Hospital Data
- Success Stories
- Improving Patient Care
- Workforce
- For Patients & Families

[Home](#) - [Hospital Data](#) - [Staffing Plans & Reports](#) - [2011 Reports](#) - [Good Samaritan Medical Center](#) - Good Samaritan Medical Center - 4B

Hospital Data

Staffing Plans & Reports

- [2013 Plans](#)
- [2012 Reports](#)
- [2011 Reports](#)
- [2010 Reports](#)
- [2009 Reports](#)
- [2008 Reports](#)
- [2007 Reports](#)
- [2006 Reports](#)

[FAQ's About Staffing Plans](#)

Performance Measures

Good Samaritan Medical Center - 4B

Acute Care
4B
 Behavioral Health - Adult - Geriatrics
 258 Hospital Licensed Beds

[How to Read and Understand Staffing Plans](#)

Date of Services Budgeted: FY 2011

A well-staffed unit is not only defined by the number of caregivers included in the team, but by the carefully chosen members of each team depending upon the needs of each patient and the unit overall.

Average Number of Patients Per Day:	12.70
-------------------------------------	-------

Direct Caregivers	Scheduled Hours	Shift Length	Number of Staff							
			Mon	Tues	Wed	Thurs	Fri	Sat	Sun	
Day Shift										
RN	7am-3pm	8.00	3.00	3.00	3.00	3.00	3.00	3.00	3.00	3.00
Unlicensed Assistive Personnel	7am-3pm	8.00	1.50	1.50	1.50	1.50	1.50	1.50	1.50	1.50
Evening Shift										
RN	3pm-11pm	8.00	3.00	3.00	3.00	3.00	3.00	3.00	3.00	3.00
Unlicensed Assistive Personnel	3pm-11pm	8.00	1.50	1.50	1.50	1.50	1.50	1.50	1.50	1.50
Night Shift										
RN	11pm-7am	8.00	2.00	2.00	2.00	2.00	2.00	2.00	2.00	2.00
Unlicensed Assistive Personnel	11pm-7am	8.00	1.00	1.00	1.00	1.00	1.00	1.00	1.00	1.00

Plan / Budgeted Direct WHPPD (Worked Hours Per Patient Day)	7.54
---	------

Plan / Budgeted Direct WHPPD (Worked Hours Per Patient Day)	7.54
Actual Worked Hours Per Patient Day	8.45
% Difference	12.07%
Click here for more information	

Additional Care Team Members			
Click here for Care Team Member definitions			
Skills	Shift Coverage		
	Day	Evening	Night
Unit Nurse Management	X		
Staff Educator			
Clinical Nurse Specialist	X		
Unit Clerical Support	X	X	
1:1 Patient Observer			
Admissions Nurse			
Patient Transport Team	X	X	

Additional Unit Information:

Other Team Members:
 Hall Monitor 5-9pm X 7 evenings

IV Therapy Team / Line Access			
Monitor Technician			
Rapid Response Team	X	X	X
Respiratory Therapy Support	X	X	X
Nutritionist	X		
Rehab Activities (OT, PT, Speech)	X		
Clinical Pharmacist	X	X	X
Licensed Social Services / Case Management	X		
Spiritual Services	X	X	X
Hospitalist / NP / PA	X	X	X
Intensivist / Neonatologist			
Nursing Student			
Recreation / Milieu Therapist	X		
Intern / Resident	X	X	X
Other	X		

There are many variables to consider in establishing safe, efficiently staffed hospital units. Patient care units differ based upon the types of patients cared for on a given unit, and the way in which care is organized and delivered there. Education and experience levels of unit staff, support from nurse educators and nurse managers also factor into unit staffing decisions, as does the unique characteristics and mission of each hospital. It is also important to look at patient outcomes (including fall rates, pressure ulcer rates, and Hospital Compare measures related to heart attack care, heart failure care, pneumonia care and surgical care) in the Performance Measures section of PatientCareLink.

The list of caregivers in these boxes were provided to all hospitals.



PatientCareLink is a joint effort of the [Massachusetts Hospital Association \(MHA\)](#) and the [Organization of Nurse Leaders, MA-RI](#).

[Terms & Conditions](#) | [Sitemap](#)

[About PatientCareLink](#) | [For Patients & Families](#) | [Hospital Data](#) | [Success Stories](#) | [Participant Login](#)

© 2013 PatientCareLink. All rights reserved. Website designed by [Boston Interactive](#)



- About PatientCareLink
- Hospital Data
- Success Stories
- Improving Patient Care
- Workforce
- For Patients & Families

[Home](#) » [Hospital Data](#) » [Staffing Plans & Reports](#) » [2011 Reports](#) » [Good Samaritan Medical Center](#) » Good Samaritan Medical Center - ICU

Hospital Data

Staffing Plans & Reports

- [2013 Plans](#)
- [2012 Reports](#)
- [2011 Reports](#)
- [2010 Reports](#)
- [2009 Reports](#)
- [2008 Reports](#)
- [2007 Reports](#)
- [2006 Reports](#)

[FAQs About Staffing Plans](#)

Performance Measures

Good Samaritan Medical Center - ICU

Acute Care
[ICU](#)

Adult Critical Care - Medical / Surgical Combined
258 Hospital Licensed Beds

[How to Read and Understand Staffing Plans](#)

Date of Services Budgeted: FY 2011

A well-staffed unit is not only defined by the number of caregivers included in the team, but by the carefully chosen members of each team depending upon the needs of each patient and the unit overall.

Average Number of Patients Per Day:	12.43
-------------------------------------	-------

Direct Caregivers	Scheduled Hours	Shift Length	Number of Staff						
			Mon	Tues	Wed	Thurs	Fri	Sat	Sun
Day Shift									
RN	7am-3pm	8.00	8.00	8.00	8.00	8.00	8.00	8.00	8.00
Evening Shift									
RN	3pm-11pm	8.00	8.00	8.00	8.00	8.00	8.00	8.00	8.00
Night Shift									
RN	11pm-7am	8.00	8.00	8.00	8.00	8.00	8.00	8.00	8.00

Plan / Budgeted Direct WHPPD (Worked Hours Per Patient Day)	15.40
---	-------

Plan / Budgeted Direct WHPPD (Worked Hours Per Patient Day)	15.40
---	-------

Actual Worked Hours Per Patient Day	15.85
% Difference	2.92%

Additional Care Team Members			
Click here for Care Team Member definitions			
Skills	Shift Coverage		
	Day	Evening	Night
Unit Nurse Management	X	X	
Staff Educator			
Clinical Nurse Specialist	X		
Unit Clerical Support	X	X	
1:1 Patient Observer	X	X	X
Admissions Nurse			
Patient Transport Team	X	X	
IV Therapy Team / Line Access			
Monitor Technician			
Rapid Response Team	X	X	X

Additional Unit Information:

Other Team Members:

Patient Care Technician

There are many variables to consider in establishing safe, efficiently staffed hospital units. Patient care units differ based upon the types of patients cared for on a given unit, and the way in which care is organized and delivered there. Education and

Respiratory Therapy Support	X	X	X
Nutritionist	X		
Rehab Activities (OT, PT, Speech)	X		
Clinical Pharmacist	X	X	X
Licensed Social Services / Case Management	X		
Spiritual Services	X	X	X
Hospitalist / NP / PA	X	X	
Intensivist / Neonatologist	X	X	X
Nursing Student			
Recreation / Milieu Therapist			
Intern / Resident	X	X	X
Other	X		

experience levels of unit staff, support from nurse educators and nurse managers also factor into unit staffing decisions, as does the unique characteristics and mission of each hospital. It is also important to look at patient outcomes (including fall rates, pressure ulcer rates, and Hospital Compare measures related to heart attack care, heart failure care, pneumonia care and surgical care) in the Performance Measures section of PatientCareLink.

The list of caregivers in these boxes were provided to all hospitals.



PatientCareLink is a joint effort of the [Massachusetts Hospital Association \(MHA\)](#) and the [Organization of Nurse Leaders, MA-RI](#).

[Terms & Conditions](#) | [Sitemap](#)

[About PatientCareLink](#) | [For Patients & Families](#) | [Hospital Data](#) | [Success Stories](#) | [Participant Login](#)

© 2013 PatientCareLink. All rights reserved. Website designed by [Boston Interactive](#)



- About PatientCareLink
- Hospital Data
- Success Stories
- Improving Patient Care
- Workforce
- For Patients & Families

Home » [Hospital Data](#) » [Staffing Plans & Reports](#) » [2011 Reports](#) » [Good Samaritan Medical Center](#) » Good Samaritan Medical Center - Norcap

Hospital Data

Staffing Plans & Reports

- [2013 Plans](#)
- [2012 Reports](#)
- [2011 Reports](#)
- [2010 Reports](#)
- [2009 Reports](#)
- [2008 Reports](#)
- [2007 Reports](#)
- [2006 Reports](#)
- [FAQs About Staffing Plans](#)

Performance Measures

Good Samaritan Medical Center - Norcap

Acute Care

[Norcap](#)

Behavioral Health - Adult - Substance Abuse

258 Hospital Licensed Beds

[How to Read and Understand Staffing Plans](#)

Date of Services Budgeted: FY 2011

A well-staffed unit is not only defined by the number of caregivers included in the team, but by the carefully chosen members of each team depending upon the needs of each patient and the unit overall.

Average Number of Patients Per Day:	39.78
-------------------------------------	-------

Direct Caregivers	Scheduled Hours	Shift Length	Number of Staff							
			Mon	Tues	Wed	Thurs	Fri	Sat	Sun	
Day Shift										
RN Mental Health Counselor	7am-3pm	8.00	3.00	3.00	3.00	3.00	3.00	3.00	3.00	3.00
	7am-3pm	8.00	2.00	2.00	2.00	2.00	2.00	2.00	2.00	2.00
Evening Shift										
RN Mental Health Counselor	3pm-11pm	8.00	3.00	3.00	3.00	3.00	3.00	3.00	3.00	3.00
	3pm-11pm	8.00	2.00	2.00	2.00	2.00	2.00	2.00	2.00	2.00
Night Shift										
RN Mental Health Counselor	11pm-7am	8.00	3.00	3.00	3.00	3.00	3.00	3.00	3.00	3.00
	11pm-7am	8.00	2.00	2.00	2.00	2.00	2.00	2.00	2.00	2.00

Plan / Budgeted Direct WHPPD (Worked Hours Per Patient Day)	3.01
---	------

Plan / Budgeted Direct WHPPD (Worked Hours Per Patient Day)	3.01
---	------

Actual Worked Hours Per Patient Day	4.71
-------------------------------------	------

% Difference	56.48%
--------------	--------

[Click here for more information](#)

Additional Care Team Members			
Click here for Care Team Member definitions			
Skills	Shift Coverage		
	Day	Evening	Night
Unit Nurse Management	X		
Staff Educator			
Clinical Nurse Specialist			
Unit Clerical Support	X	X	
1:1 Patient Observer			
Admissions Nurse			
Patient Transport Team			

Additional Unit Information:

Other Team Members:
Physician Clinical Evaluators Substance Abuse Counselors Clinicians Driver

IV Therapy Team / Line Access			
Monitor Technician			
Rapid Response Team			
Respiratory Therapy Support			
Nutritionist			
Rehab Activities (OT, PT, Speech)			
Clinical Pharmacist	X		
Licensed Social Services / Case Management	X		
Spiritual Services			
Hospitalist / NP / PA	X	X	
Intensivist / Neonatologist			
Nursing Student			
Recreation / Milieu Therapist			
Intern / Resident			
Other	X		

There are many variables to consider in establishing safe, efficiently staffed hospital units. Patient care units differ based upon the types of patients cared for on a given unit, and the way in which care is organized and delivered there. Education and experience levels of unit staff, support from nurse educators and nurse managers also factor into unit staffing decisions, as does the unique characteristics and mission of each hospital. It is also important to look at patient outcomes (including fall rates, pressure ulcer rates, and Hospital Compare measures related to heart attack care, heart failure care, pneumonia care and surgical care) in the Performance Measures section of PatientCareLink.

The list of caregivers in these boxes were provided to all hospitals.




PatientCareLink is a joint effort of the [Massachusetts Hospital Association \(MHA\)](#) and the [Organization of Nurse Leaders, MA-RI](#).

[Terms & Conditions](#) | [Sitemap](#)

[About PatientCareLink](#) | [For Patients & Families](#) | [Hospital Data](#) | [Success Stories](#) | [Participant Login](#)

© 2013 PatientCareLink. All rights reserved. Website designed by [Boston Interactive](#)





[Glossary of Health Care Terms](#)

Search Keywords...



- About PatientCareLink
- Hospital Data
- Success Stories
- Improving Patient Care
- Workforce
- For Patients & Families

[Home](#) » [Hospital Data](#) » [Staffing Plans & Reports](#) » [2010 Reports](#) » [Good Samaritan Medical Center](#) » Good Samaritan Medical Center - 2B

Hospital Data

Staffing Plans & Reports

[2013 Plans](#)

[2012 Reports](#)

[2011 Reports](#)

[2010 Reports](#)

[2009 Reports](#)

[2008 Reports](#)

[2007 Reports](#)

[2006 Reports](#)

[FAQs About Staffing Plans](#)

Performance Measures

Good Samaritan Medical Center - 2B

Acute Care

[2B](#)

Adult Medical / Surgical Combined

258 Hospital Licensed Beds

Date of Services Reported: FY 2010

Average Number of Patients Per Day:	26.42
-------------------------------------	-------

Direct Caregivers	Scheduled Hours	Shift Length	Number of Staff						
			Mon	Tues	Wed	Thurs	Fri	Sat	Sun
Day Shift									
RN	7am-3pm	8.00	6.00	6.00	6.00	6.00	6.00	6.00	6.00
Unlicensed Assistive Personnel	7am-3pm	8.00	2.00	2.00	2.00	2.00	2.00	2.00	2.00
Evening Shift									
RN	3pm-11pm	8.00	6.00	6.00	6.00	6.00	6.00	6.00	6.00
Unlicensed Assistive Personnel	3pm-11pm	8.00	2.00	2.00	2.00	2.00	2.00	2.00	2.00
Night Shift									
RN	11pm-7am	8.00	5.00	5.00	5.00	5.00	5.00	5.00	5.00
Unlicensed Assistive Personnel	11pm-7am	8.00	2.00	2.00	2.00	2.00	2.00	2.00	2.00

Plan / Budgeted Direct WHPPD (Worked Hours Per Patient Day)	6.94
Actual Worked Hours Per Patient Day	6.57
% Difference	-5.33%
Click here for more information	

Additional Care Team Members			
Skills	Shift Coverage		
	Day	Evening	Night
Unit Nurse Management	X		
Staff Educator			
Clinical Nurse Specialist	X		
Unit Clerical Support	X	X	
1:1 Patient Observer	X	X	X
Admissions Nurse			
Patient Transport Team	X	X	
IV Therapy Team / Line Access			
Monitor Technician			
Rapid Response Team	X	X	X
Respiratory Therapy Support	X	X	X
Nutritionist	X		

Additional Unit Information:

Rehab Activities (OT, PT, Speech)	X		
Clinical Pharmacist	X	X	X
Licensed Social Services / Case Management	X		
Spiritual Services	X	X	X
Hospitalist / NP / PA	X	X	X
Intensivist / Neonatologist			
Nursing Student	X	X	
Recreation / Milieu Therapist			
Intern / Resident	X	X	X
Other			

The list of caregivers in these boxes were provided to all hospitals.



PatientCareLink is a joint effort of the [Massachusetts Hospital Association \(MHA\)](#) and the [Organization of Nurse Leaders, MA-RI](#).

[Terms & Conditions](#) | [Sitemap](#)

[About PatientCareLink](#) | [For Patients & Families](#) | [Hospital Data](#) | [Success Stories](#) | [Participant Login](#)

© 2013 PatientCareLink. All rights reserved. Website designed by [Boston Interactive](#)



- About PatientCareLink
- Hospital Data
- Success Stories
- Improving Patient Care
- Workforce
- For Patients & Families

Home -> Hospital Data -> Staffing Plans & Reports -> 2010 Reports -> Good Samaritan Medical Center -> Good Samaritan Medical Center - 2C

Hospital Data

Staffing Plans & Reports

[2013 Plans](#)

[2012 Reports](#)

[2011 Reports](#)

[2010 Reports](#)

[2009 Reports](#)

[2008 Reports](#)

[2007 Reports](#)

[2006 Reports](#)

[FAQs About Staffing Plans](#)

Performance Measures

Good Samaritan Medical Center - 2C

Acute Care

[2C](#)

Adult Medical / Surgical Combined - Orthopedic

258 Hospital Licensed Beds

Date of Services Reported: FY 2010

Average Number of Patients Per Day:	25.91
-------------------------------------	-------

Direct Caregivers	Scheduled Hours	Shift Length	Number of Staff						
			Mon	Tues	Wed	Thurs	Fri	Sat	Sun
Day Shift									
RN	7am-3pm	8.00	6.00	6.00	6.00	6.00	6.00	6.00	6.00
Unlicensed Assistive Personnel	7am-3pm	8.00	2.00	2.00	2.00	2.00	2.00	2.00	2.00

Evening Shift								
RN	3pm-11pm	8.00	6.00	6.00	6.00	6.00	6.00	6.00
Unlicensed Assistive Personnel	3pm-11pm	8.00	2.00	2.00	2.00	2.00	2.00	2.00

Night Shift								
RN	11pm-7am	8.00	5.00	5.00	5.00	5.00	5.00	5.00
Unlicensed Assistive Personnel	11pm-7am	8.00	2.00	2.00	2.00	2.00	2.00	2.00

Plan / Budgeted Direct WHPPD (Worked Hours Per Patient Day)	7.08
Actual Worked Hours Per Patient Day	6.90
% Difference	-2.54%

Additional Care Team Members			
Skills	Shift Coverage		
	Day	Evening	Night
Unit Nurse Management	X		
Staff Educator			
Clinical Nurse Specialist	X		
Unit Clerical Support	X	X	
1:1 Patient Observer	X	X	X
Admissions Nurse			
Patient Transport Team	X	X	
IV Therapy Team / Line Access			
Monitor Technician			
Rapid Response Team	X	X	X
Respiratory Therapy Support	X	X	X
Nutritionist	X		
Rehab Activities (OT, PT, Speech)	X		

Additional Unit Information:

Clinical Pharmacist	X	X	X
Licensed Social Services / Case Management	X		
Spiritual Services	X	X	X
Hospitalist / NP / PA	X	X	X
Intensivist / Neonatologist			
Nursing Student	X	X	
Recreation / Milieu Therapist			
Intern / Resident	X	X	X
Other			

The list of caregivers in these boxes were provided to all hospitals.



PatientCareLink is a joint effort of the [Massachusetts Hospital Association \(MHA\)](#) and the [Organization of Nurse Leaders, MA-RI](#).

[Terms & Conditions](#) | [Sitemap](#)

[About PatientCareLink](#) | [For Patients & Families](#) | [Hospital Data](#) | [Success Stories](#) | [Participant Login](#)

© 2013 PatientCareLink. All rights reserved. Website designed by [Boston Interactive](#)



[About PatientCareLink](#) |
 [Hospital Data](#) |
 [Success Stories](#) |
 [Improving Patient Care](#) |
 [Workforce](#) |
 [For Patients & Families](#)

Home -> [Hospital Data](#) -> [Staffing Plans & Reports](#) -> [2010 Reports](#) -> [Good Samaritan Medical Center](#) -> Good Samaritan Medical Center - 3A

Hospital Data

Staffing Plans & Reports

- [2013 Plans](#)
- [2012 Reports](#)
- [2011 Reports](#)
- [2010 Reports](#)
- [2009 Reports](#)
- [2008 Reports](#)
- [2007 Reports](#)
- [2006 Reports](#)
- [FAQs About Staffing Plans](#)

Performance Measures

Good Samaritan Medical Center - 3A

Acute Care
[3A](#)
 Adult Medical - Cardiac
 258 Hospital Licensed Beds

Date of Services Reported: FY 2010

Average Number of Patients Per Day:	27.13
-------------------------------------	-------

Direct Caregivers	Scheduled Hours	Shift Length	Number of Staff						
			Mon	Tues	Wed	Thurs	Fri	Sat	Sun
Day Shift									
RN	7am-3pm	8.00	7.00	7.00	7.00	7.00	7.00	7.00	7.00
Unlicensed Assistive Personnel	7am-3pm	8.00	2.00	2.00	2.00	2.00	2.00	2.00	2.00
Evening Shift									
RN	3pm-11pm	8.00	7.00	7.00	7.00	7.00	7.00	7.00	7.00
Unlicensed Assistive Personnel	3pm-11pm	8.00	2.00	2.00	2.00	2.00	2.00	2.00	2.00
Night Shift									
RN	11pm-7am	8.00	6.00	6.00	6.00	6.00	6.00	6.00	6.00
Unlicensed Assistive Personnel	11pm-7am	8.00	2.00	2.00	2.00	2.00	2.00	2.00	2.00

Plan / Budgeted Direct WHPPD (Worked Hours Per Patient Day)	7.65
Actual Worked Hours Per Patient Day	7.30
% Difference	-4.58%

Additional Care Team Members			
Click here for Care Team Member definitions			
Skills	Shift Coverage		
	Day	Evening	Night
Unit Nurse Management	X	X	
Staff Educator			
Clinical Nurse Specialist	X		
Unit Clerical Support	X	X	
1:1 Patient Observer	X	X	X
Admissions Nurse			
Patient Transport Team	X	X	
IV Therapy Team / Line Access			
Monitor Technician			
Rapid Response Team	X	X	X
Respiratory Therapy Support	X	X	X
Nutritionist	X		
Rehab Activities (OT, PT, Speech)	X		

Additional Unit Information:

Clinical Pharmacist	X	X	X
Licensed Social Services / Case Management	X		
Spiritual Services	X	X	X
Hospitalist / NP / PA	X	X	X
Intensivist / Neonatologist			
Nursing Student	X	X	
Recreation / Milieu Therapist			
Intern / Resident	X	X	X
Other			

The list of caregivers in these boxes were provided to all hospitals.



PatientCareLink is a joint effort of the [Massachusetts Hospital Association \(MHA\)](#) and the [Organization of Nurse Leaders, MA-RI](#).

[Terms & Conditions](#) | [Sitemap](#)

[About PatientCareLink](#) | [For Patients & Families](#) | [Hospital Data](#) | [Success Stories](#) | [Participant Login](#)

© 2013 PatientCareLink. All rights reserved. Website designed by [Boston Interactive](#)



Glossary of Health Care Terms | Search Keywords...



- About PatientCareLink
- Hospital Data
- Success Stories
- Improving Patient Care
- Workforce
- For Patients & Families

Home -> [Hospital Data](#) -> [Staffing Plans & Reports](#) -> [2010 Reports](#) -> [Good Samaritan Medical Center](#) -> Good Samaritan Medical Center - 3B

Hospital Data

Staffing Plans & Reportsa

- [2013 Plans](#)
- [2012 Reports](#)
- [2011 Reports](#)
- [2010 Reports](#)
- [2009 Reports](#)
- [2008 Reports](#)
- [2007 Reports](#)
- [2006 Reports](#)
- [FAQs About Staffing Plans](#)

Performance Measures

Good Samaritan Medical Center - 3B

Acute Care
3B
 Adult Medical / Surgical Combined - Cardiac
 258 Hospital Licensed Beds

Date of Services Reported: FY 2010

Average Number of Patients Per Day:	23.41
-------------------------------------	-------

Direct Caregivers	Scheduled Hours	Shift Length	Number of Staff						
			Mon	Tues	Wed	Thurs	Fri	Sat	Sun
Day Shift									
RN	7am-3pm	8.00	5.00	5.00	5.00	5.00	5.00	5.00	5.00
Unlicensed Assistive Personnel	7am-3pm	8.00	2.00	2.00	2.00	2.00	2.00	2.00	2.00

Evening Shift								
RN	3pm-11pm	8.00	5.00	5.00	5.00	5.00	5.00	5.00
Unlicensed Assistive Personnel	3pm-11pm	8.00	2.00	2.00	2.00	2.00	2.00	2.00

Night Shift								
RN	11pm-7am	8.00	4.00	4.00	4.00	4.00	4.00	4.00
Unlicensed Assistive Personnel	11pm-7am	8.00	2.00	2.00	2.00	2.00	2.00	2.00

Plan / Budgeted Direct WHPPD (Worked Hours Per Patient Day)	6.82
Actual Worked Hours Per Patient Day	7.30
% Difference	7.04%
Click here for more information	

Additional Care Team Members			
Click here for Care Team Member definitions			
Skills	Shift Coverage		
	Day	Evening	Night
Unit Nurse Management	X		
Staff Educator			
Clinical Nurse Specialist	X		
Unit Clerical Support	X	X	
1:1 Patient Observer	X	X	X
Admissions Nurse			
Patient Transport Team	X	X	
IV Therapy Team / Line Access			
Monitor Technician			
Rapid Response Team	X	X	X
Respiratory Therapy Support	X	X	X
Nutritionist	X		

Additional Unit Information:

Rehab Activities (OT, PT, Speech)	X		
Clinical Pharmacist	X	X	X
Licensed Social Services / Case Management	X		
Spiritual Services	X	X	X
Hospitalist / NP / PA	X	X	X
Intensivist / Neonatologist			
Nursing Student	X	X	
Recreation / Milieu Therapist			
Intern / Resident	X	X	X
Other			

The list of caregivers in these boxes were provided to all hospitals.



PatientCareLink is a joint effort of the [Massachusetts Hospital Association \(MHA\)](#) and the [Organization of Nurse Leaders, MA-RI](#).

[Terms & Conditions](#) | [Sitemap](#)

[About PatientCareLink](#) | [For Patients & Families](#) | [Hospital Data](#) | [Success Stories](#) | [Participant Login](#)

© 2013 PatientCareLink. All rights reserved. Website designed by [Boston Interactive](#)



About PatientCareLink	Hospital Data	Success Stories	Improving Patient Care	Workforce	For Patients & Families
-----------------------	---------------	-----------------	------------------------	-----------	-------------------------

Home » Hospital Data » Staffing Plans & Reports » 2010 Reports » Good Samaritan Medical Center » Good Samaritan Medical Center - 4A

Hospital Data

Good Samaritan Medical Center - 4A

Staffing Plans & Reportsa

- [2013 Plans](#)
- [2012 Reports](#)
- [2011 Reports](#)
- [2010 Reports](#)
- [2009 Reports](#)
- [2008 Reports](#)
- [2007 Reports](#)
- [2006 Reports](#)
- [FAQ's About Staffing Plans](#)

Performance Measures

Acute Care
 4A
 Adult Medical / Surgical Combined - Oncology
 258 Hospital Licensed Beds

Date of Services Reported: FY 2010

Average Number of Patients Per Day:	24.09
-------------------------------------	-------

Direct Caregivers	Scheduled Hours	Shift Length	Number of Staff						
			Mon	Tues	Wed	Thurs	Fri	Sat	Sun
Day Shift									
RN	7am-3pm	8.00	5.00	5.00	5.00	5.00	5.00	5.00	5.00
Unlicensed Assistive Personnel	7am-3pm	8.00	2.00	2.00	2.00	2.00	2.00	2.00	2.00
Evening Shift									
RN	3pm-11pm	8.00	5.00	5.00	5.00	5.00	5.00	5.00	5.00
Unlicensed Assistive Personnel	3pm-11pm	8.00	2.00	2.00	2.00	2.00	2.00	2.00	2.00
Night Shift									
RN	11pm-7am	8.00	4.00	4.00	4.00	4.00	4.00	4.00	4.00
Unlicensed Assistive Personnel	11pm-7am	8.00	2.00	2.00	2.00	2.00	2.00	2.00	2.00

Plan / Budgeted Direct WHPPD (Worked Hours Per Patient Day)	6.62
Actual Worked Hours Per Patient Day	7.15
% Difference	8.01%
Click here for more information	

Additional Care Team Members			
Skills	Shift Coverage		
	Day	Evening	Night
Unit Nurse Management	X		
Staff Educator			
Clinical Nurse Specialist	X		
Unit Clerical Support	X	X	
1:1 Patient Observer	X	X	X
Admissions Nurse			
Patient Transport Team	X	X	
IV Therapy Team / Line Access			
Monitor Technician			
Rapid Response Team	X	X	X
Respiratory Therapy Support	X	X	X
Nutritionist	X		

Additional Unit Information:

Rehab Activities (OT, PT, Speech)	X		
Clinical Pharmacist	X	X	X
Licensed Social Services / Case Management	X		
Spiritual Services	X	X	X
Hospitalist / NP / PA	X	X	X
Intensivist / Neonatologist			
Nursing Student	X	X	
Recreation / Milieu Therapist			
Intern / Resident	X	X	X
Other			

The list of caregivers in these boxes were provided to all hospitals.



PatientCareLink is a joint effort of the [Massachusetts Hospital Association \(MHA\)](#) and the [Organization of Nurse Leaders, MA-RI](#).

[Terms & Conditions](#) | [Sitemap](#)

[About PatientCareLink](#) | [For Patients & Families](#) | [Hospital Data](#) | [Success Stories](#) | [Participant Login](#)

© 2013 PatientCareLink. All rights reserved. Website designed by [Boston Interactive](#)



- About PatientCareLink
- Hospital Data
- Success Stories
- Improving Patient Care
- Workforce
- For Patients & Families

Home -> [Hospital Data](#) -> [Staffing Plans & Reports](#) -> [2010 Reports](#) -> [Good Samaritan Medical Center](#) -> Good Samaritan Medical Center - 4B

Hospital Data

Staffing Plans & Reportsa

- [2013 Plans](#)
- [2012 Reports](#)
- [2011 Reports](#)
- [2010 Reports](#)
- [2009 Reports](#)
- [2008 Reports](#)
- [2007 Reports](#)
- [2006 Reports](#)
- [FAQs About Staffing Plans](#)

Performance Measures

Good Samaritan Medical Center - 4B

Acute Care
4B
 Behavioral Health - Adult - Geriatrics
 258 Hospital Licensed Beds

Date of Services Reported: **FY 2010**

Average Number of Patients Per Day:	15.21
-------------------------------------	-------

Direct Caregivers	Scheduled Hours	Shift Length	Number of Staff						
			Mon	Tues	Wed	Thurs	Fri	Sat	Sun
Day Shift									
RN	7am-3pm	8.00	3.00	3.00	3.00	3.00	3.00	3.00	3.00
Unlicensed Assistive Personnel	7am-3pm	8.00	2.00	2.00	2.00	2.00	2.00	2.00	2.00
Evening Shift									
RN	3pm-11pm	8.00	3.00	3.00	3.00	3.00	3.00	3.00	3.00
Unlicensed Assistive Personnel	3pm-11pm	8.00	2.00	2.00	2.00	2.00	2.00	2.00	2.00
Night Shift									
RN	11pm-7am	8.00	2.00	2.00	2.00	2.00	2.00	2.00	2.00
Unlicensed Assistive Personnel	11pm-7am	8.00	1.00	1.00	1.00	1.00	1.00	1.00	1.00

Plan / Budgeted Direct WHPPD (Worked Hours Per Patient Day)	6.82
Actual Worked Hours Per Patient Day	7.67
% Difference	12.46%
Click here for more information	

Additional Care Team Members			
Click here for Care Team Member definitions			
Skills	Shift Coverage		
	Day	Evening	Night
Unit Nurse Management	X		
Staff Educator			
Clinical Nurse Specialist	X		
Unit Clerical Support	X	X	
1:1 Patient Observer			
Admissions Nurse			
Patient Transport Team	X	X	
IV Therapy Team / Line Access			
Monitor Technician			
Rapid Response Team	X	X	X
Respiratory Therapy Support	X	X	X
Nutritionist	X		

Additional Unit Information:
Other Team Members:
Activity Aide Hall Monitor

Rehab Activities (OT, PT, Speech)	X		
Clinical Pharmacist	X	X	X
Licensed Social Services / Case Management	X		
Spiritual Services	X	X	X
Hospitalist / NP / PA	X	X	X
Intensivist / Neonatologist			
Nursing Student			
Recreation / Milieu Therapist	X		
Intern / Resident	X	X	X
Other	X		

The list of caregivers in these boxes were provided to all hospitals.



PatientCareLink is a joint effort of the [Massachusetts Hospital Association \(MHA\)](#) and the [Organization of Nurse Leaders, MA-RI](#).

[Terms & Conditions](#) | [Sitemap](#)

[About PatientCareLink](#) | [For Patients & Families](#) | [Hospital Data](#) | [Success Stories](#) | [Participant Login](#)

© 2013 PatientCareLink. All rights reserved. Website designed by [Boston Interactive](#)



Glossary of Health Care Terms | Search Keywords...



- About PatientCareLink
- Hospital Data
- Success Stories
- Improving Patient Care
- Workforce
- For Patients & Families

Home - Hospital Data - Staffing Plans & Reports - 2010 Reports - Good Samaritan Medical Center - Good Samaritan Medical Center - ICU

Hospital Data

Staffing Plans & Reports

- [2013 Plans](#)
- [2012 Reports](#)
- [2011 Reports](#)
- [2010 Reports](#)
- [2009 Reports](#)
- [2008 Reports](#)
- [2007 Reports](#)
- [2006 Reports](#)
- [FAQs About Staffing Plans](#)

Performance Measures

Good Samaritan Medical Center - ICU

Acute Care
ICU
 Adult Critical Care - Medical / Surgical Combined
 258 Hospital Licensed Beds

Date of Services Reported: FY 2010

Average Number of Patients Per Day:	12.48
-------------------------------------	-------

Direct Caregivers	Scheduled Hours	Shift Length	Number of Staff						
			Mon	Tues	Wed	Thurs	Fri	Sat	Sun
Day Shift									
RN	7am-3pm	8.00	8.00	8.00	8.00	8.00	8.00	8.00	8.00
Evening Shift									
RN	3pm-11pm	8.00	8.00	8.00	8.00	8.00	8.00	8.00	8.00
Night Shift									
RN	11pm-7am	8.00	8.00	8.00	8.00	8.00	8.00	8.00	8.00

Plan / Budgeted Direct WHPPD (Worked Hours Per Patient Day)	15.35
Actual Worked Hours Per Patient Day	14.04
% Difference	-8.53%
Click here for more information	

Additional Care Team Members			
Click here for Care Team Member definitions			
Skills	Shift Coverage		
	Day	Evening	Night
Unit Nurse Management	X		
Staff Educator			
Clinical Nurse Specialist	X		
Unit Clerical Support	X	X	
1:1 Patient Observer	X	X	X
Admissions Nurse			
Patient Transport Team	X	X	
IV Therapy Team / Line Access			
Monitor Technician			
Rapid Response Team	X	X	X
Respiratory Therapy Support	X	X	X
Nutritionist	X		
Rehab Activities (OT, PT, Speech)	X		
Clinical Pharmacist	X	X	X
Licensed Social Services / Case Management	X		

Additional Unit Information:

Other Team Members:

Patient Care Technician

Spiritual Services	X	X	X
Hospitalist / NP / PA	X	X	X
Intensivist / Neonatologist	X	X	X
Nursing Student			
Recreation / Milieu Therapist			
Intern / Resident	X	X	X
Other	X		

The list of caregivers in these boxes were provided to all hospitals.



PatientCareLink is a joint effort of the [Massachusetts Hospital Association \(MHA\)](#) and the [Organization of Nurse Leaders, MA-RI](#).

[Terms & Conditions](#) | [Sitemap](#)

[About PatientCareLink](#) | [For Patients & Families](#) | [Hospital Data](#) | [Success Stories](#) | [Participant Login](#)

© 2013 PatientCareLink. All rights reserved. Website designed by [Boston Interactive](#)



- About PatientCareLink
- Hospital Data
- Success Stories
- Improving Patient Care
- Workforce
- For Patients & Families

Home » Hospital Data » Staffing Plans & Reports » 2010 Reports » Good Samaritan Medical Center » Good Samaritan Medical Center - Norcap

Hospital Data

Staffing Plans & Reportsa

[2013 Plans](#)

[2012 Reports](#)

[2011 Reports](#)

[2010 Reports](#)

[2009 Reports](#)

[2008 Reports](#)

[2007 Reports](#)

[2006 Reports](#)

[FAQs About Staffing Plans](#)

Performance Measures

Good Samaritan Medical Center - Norcap

Acute Care

[Norcap](#)

Behavioral Health - Adult - Substance Abuse

258 Hospital Licensed Beds

Date of Services Reported: **FY 2010**

Average Number of Patients Per Day:	37.54
-------------------------------------	-------

Direct Caregivers	Scheduled Hours	Shift Length	Number of Staff						
			Mon	Tues	Wed	Thurs	Fri	Sat	Sun
Day Shift									
RN	7am-3pm	8.00	3.00	3.00	3.00	3.00	3.00	3.00	3.00
Unlicensed Assistive Personnel	7am-3pm	8.00	2.00	2.00	2.00	2.00	2.00	2.00	2.00

Evening Shift								
RN	3pm-11pm	8.00	3.00	3.00	3.00	3.00	3.00	3.00
Unlicensed Assistive Personnel	3pm-11pm	8.00	2.00	2.00	2.00	2.00	2.00	2.00

Night Shift								
RN	11pm-7am	8.00	3.00	3.00	3.00	3.00	3.00	3.00
Unlicensed Assistive Personnel	11pm-7am	8.00	2.00	2.00	2.00	2.00	2.00	2.00

Plan / Budgeted Direct WHPPD (Worked Hours Per Patient Day)	3.19
Actual Worked Hours Per Patient Day	4.20
% Difference	31.66%
Click here for more information	

Additional Care Team Members			
Click here for Care Team Member definitions			
Skills	Shift Coverage		
	Day	Evening	Night
Unit Nurse Management	X		
Staff Educator			
Clinical Nurse Specialist			
Unit Clerical Support	X	X	
1:1 Patient Observer			
Admissions Nurse			
Patient Transport Team			
IV Therapy Team / Line Access			
Monitor Technician			
Rapid Response Team			
Respiratory Therapy Support			
Nutritionist			

Additional Unit Information:

Other Team Members:

Physician Clinical Evaluators Substance Abuse Counselors Clinicians

Rehab Activities (OT, PT, Speech)			
Clinical Pharmacist	X		
Licensed Social Services / Case Management	X		
Spiritual Services			
Hospitalist / NP / PA	X	X	
Intensivist / Neonatologist			
Nursing Student			
Recreation / Milieu Therapist			
Intern / Resident			
Other	X		

The list of caregivers in these boxes were provided to all hospitals.




PatientCareLink is a joint effort of the [Massachusetts Hospital Association \(MHA\)](#) and the [Organization of Nurse Leaders, MA-RI](#).

[Terms & Conditions](#) | [Sitemap](#)

[About PatientCareLink](#) | [For Patients & Families](#) | [Hospital Data](#) | [Success Stories](#) | [Participant Login](#)

© 2013 PatientCareLink. All rights reserved. Website designed by [Boston Interactive](#)





Glossary of Health Care Terms | Search Keywords...



- About PatientCareLink
- Hospital Data
- Success Stories
- Improving Patient Care
- Workforce
- For Patients & Families

Home - Hospital Data - Staffing Plans & Reports - 2009 Reports - Good Samaritan Medical Center - Good Samaritan Medical Center - 2B

Hospital Data

Good Samaritan Medical Center - 2B

Staffing Plans & Reportsa

- [2013 Plans](#)
- [2012 Reports](#)
- [2011 Reports](#)
- [2010 Reports](#)
- [2009 Reports](#)
- [2008 Reports](#)
- [2007 Reports](#)
- [2006 Reports](#)
- [FAQ's About Staffing Plans](#)

Performance Measures

Acute Care
2B
 Adult Medical / Surgical Combined

Date of Services Reported: FY 2009

Average Number of Patients Per Day:	25.60
-------------------------------------	-------

Direct Caregivers	Scheduled Hours	Shift Length	Number of Staff						
			Mon	Tues	Wed	Thurs	Fri	Sat	Sun
Day Shift									
RN	7am-3pm	8.00	6.00	6.00	6.00	6.00	6.00	6.00	6.00
Unlicensed Assistive Personnel	7am-3pm	8.00	2.00	2.00	2.00	2.00	2.00	2.00	2.00

Evening Shift									
RN	3pm-11pm	8.00	6.00	6.00	6.00	6.00	6.00	6.00	6.00
Unlicensed Assistive Personnel	3pm-11pm	8.00	2.00	2.00	2.00	2.00	2.00	2.00	2.00

Night Shift									
RN	11pm-7am	8.00	4.00	4.00	4.00	4.00	4.00	4.00	4.00
Unlicensed Assistive Personnel	11pm-7am	8.00	1.00	1.00	1.00	1.00	1.00	1.00	1.00

Plan / Budgeted Direct WHPPD (Worked Hours Per Patient Day)	6.55
Actual Worked Hours Per Patient Day	6.26
% Difference	-4.32%

Additional Care Team Members			
Click here for Care Team Member definitions			
Skills	Shift Coverage		
	Day	Evening	Night
Unit Nurse Management	X		
Staff Educator			
Clinical Nurse Specialist	X	X	
Unit Clerical Support	X	X	X
1:1 Patient Observer	X	X	X
Admissions Nurse	X		
Patient Transport Team	X	X	
IV Therapy Team / Line Access			
Monitor Technician			
Rapid Response Team	X	X	X
Respiratory Therapy Support	X	X	X
Nutritionist	X		
Rehab Activities (OT, PT, Speech)	X		
Clinical Pharmacist	X		

Additional Unit Information:
 Rn's start IV's RN's do Bipap Teaching to Patients RN's & CNA's do Glucometer readings Nurse Management has 24 hr accountability Post-OP care of ages 8 and older

Other Team Members:
 Interpreter Services Patient Advocate

Licensed Social Services / Case Management	X		
Spiritual Services	X		
Hospitalist / NP / PA	X	X	X
Intensivist / Neonatologist			
Nursing Student	X	X	
Recreation / Milieu Therapist			
Intern / Resident	X		
Other	X	X	

The list of caregivers in these boxes were provided to all hospitals.



PatientCareLink is a joint effort of the [Massachusetts Hospital Association \(MHA\)](#) and the [Organization of Nurse Leaders, MA-RI](#).

[Terms & Conditions](#) | [Sitemap](#)

[About PatientCareLink](#) | [For Patients & Families](#) | [Hospital Data](#) | [Success Stories](#) | [Participant Login](#)

© 2013 PatientCareLink. All rights reserved. Website designed by [Boston Interactive](#)



Glossary of Health Care Terms | Search Keywords...



- About PatientCareLink
- Hospital Data
- Success Stories
- Improving Patient Care
- Workforce
- For Patients & Families

Home » Hospital Data » Staffing Plans & Reports » 2009 Reports » Good Samaritan Medical Center » Good Samaritan Medical Center - 2C

Hospital Data

Staffing Plans & Reports

[2013 Plans](#)

[2012 Reports](#)

[2011 Reports](#)

[2010 Reports](#)

[2009 Reports](#)

[2008 Reports](#)

[2007 Reports](#)

[2006 Reports](#)

[FAQs About Staffing Plans](#)

Performance Measures

Good Samaritan Medical Center - 2C

Acute Care

2C

Adult Medical / Surgical Combined - Orthopedic

Date of Services Reported: FY 2009

Average Number of Patients Per Day:	24.40
-------------------------------------	-------

Direct Caregivers	Scheduled Hours	Shift Length	Number of Staff						
			Mon	Tues	Wed	Thurs	Fri	Sat	Sun
Day Shift									
RN	7am-3pm	8.00	5.00	5.00	5.00	5.00	5.00	5.00	5.00
Unlicensed Assistive Personnel	7am-3pm	8.00	2.00	2.00	2.00	2.00	2.00	2.00	2.00

Evening Shift									
RN	3pm-11pm	8.00	5.00	5.00	5.00	5.00	5.00	5.00	5.00
Unlicensed Assistive Personnel	3pm-11pm	8.00	2.00	2.00	2.00	2.00	2.00	2.00	2.00

Night Shift									
RN	11pm-7am	8.00	4.00	4.00	4.00	4.00	4.00	4.00	4.00
Unlicensed Assistive Personnel	11pm-7am	8.00	1.00	1.00	1.00	1.00	1.00	1.00	1.00

Plan / Budgeted Direct WHPPD (Worked Hours Per Patient Day)	6.21
Actual Worked Hours Per Patient Day	6.53
% Difference	5.19%
Click here for more information	

Additional Care Team Members			
Click here for Care Team Member definitions			
Skills	Shift Coverage		
	Day	Evening	Night
Unit Nurse Management	X		
Staff Educator			
Clinical Nurse Specialist	X	X	
Unit Clerical Support	X	X	X
1:1 Patient Observer	X	X	X
Admissions Nurse	X	X	
Patient Transport Team	X	X	
IV Therapy Team / Line Access			
Monitor Technician			
Rapid Response Team	X	X	X
Respiratory Therapy Support	X	X	X
Nutritionist	X		
Rehab Activities (OT, PT, Speech)	X		

Additional Unit Information:
 Orthopedics CAPD Peritoneal Dialysis RN's start IV's RN's do Bipap teaching to patients High % of non-English speaking patients RN's & CNA's do glucometer readings Nurse Management has 24 hr accountability

Other Team Members:
 Interpreter Services Patient Advocate

Clinical Pharmacist	X		
Licensed Social Services / Case Management	X		
Spiritual Services	X		
Hospitalist / NP / PA	X	X	X
Intensivist / Neonatologist			
Nursing Student	X	X	
Recreation / Milieu Therapist			
Intern / Resident	X		
Other	X		

The list of caregivers in these boxes were provided to all hospitals.



PatientCareLink is a joint effort of the [Massachusetts Hospital Association \(MHA\)](#) and the [Organization of Nurse Leaders, MA-RI](#).

[Terms & Conditions](#) | [Sitemap](#)

[About PatientCareLink](#) | [For Patients & Families](#) | [Hospital Data](#) | [Success Stories](#) | [Participant Login](#)

© 2013 PatientCareLink. All rights reserved. Website designed by [Boston Interactive](#)



Glossary of Health Care Terms | Search Keywords...



- About PatientCareLink
- Hospital Data
- Success Stories
- Improving Patient Care
- Workforce
- For Patients & Families

Home » Hospital Data » Staffing Plans & Reports » 2009 Reports » Good Samaritan Medical Center » Good Samaritan Medical Center » 3A

Hospital Data

Staffing Plans & Reportsa

- [2013 Plans](#)
- [2012 Reports](#)
- [2011 Reports](#)
- [2010 Reports](#)
- [2009 Reports](#)
- [2008 Reports](#)
- [2007 Reports](#)
- [2006 Reports](#)
- [FAQ's About Staffing Plans](#)

Performance Measures

Good Samaritan Medical Center - 3A

Acute Care
3A
 Adult Medical - Cardiac

Date of Services Reported: FY 2009

Average Number of Patients Per Day:	26.77
-------------------------------------	-------

Direct Caregivers	Scheduled Hours	Shift Length	Number of Staff						
			Mon	Tues	Wed	Thurs	Fri	Sat	Sun
Day Shift									
RN	7am-3pm	8.00	6.50	6.50	6.50	6.50	6.50	6.50	6.50
Unlicensed Assistive Personnel	7am-3pm	8.00	2.00	2.00	2.00	2.00	2.00	2.00	2.00
Evening Shift									
RN	3pm-11pm	8.00	7.00	7.00	7.00	7.00	7.00	7.00	7.00
Unlicensed Assistive Personnel	3pm-11pm	8.00	2.00	2.00	2.00	2.00	2.00	2.00	2.00
Night Shift									
RN	11pm-7am	8.00	5.00	5.00	5.00	5.00	5.00	5.00	5.00
Unlicensed Assistive Personnel	11pm-7am	8.00	2.00	2.00	2.00	2.00	2.00	2.00	2.00

Plan / Budgeted Direct WHPPD (Worked Hours Per Patient Day)	7.30
Actual Worked Hours Per Patient Day	7.03
% Difference	-3.67%

Additional Care Team Members			
Skills	Shift Coverage		
	Day	Evening	Night
Unit Nurse Management	X	X	
Staff Educator			
Clinical Nurse Specialist	X	X	
Unit Clerical Support	X	X	X
1:1 Patient Observer	X	X	
Admissions Nurse	X	X	
Patient Transport Team	X	X	
IV Therapy Team / Line Access			
Monitor Technician			
Rapid Response Team	X	X	X
Respiratory Therapy Support	X	X	X
Nutritionist	X		
Rehab Activities (OT, PT, Speech)	X		
Clinical Pharmacist	X		

Additional Unit Information:
 Telemetry Post procedure cardiac cath patients
 Peritoneal Dialysis RN's start IV's Run cardiac drips - e.i. dobutamine High % of non-English speaking patients RN's & CNA's do glucometer readings Nurse Management has 24 hr accountability

Other Team Members:
 Interpreter Services Patient Advocate

Licensed Social Services / Case Management	X		
Spiritual Services	X		
Hospitalist / NP / PA	X	X	X
Intensivist / Neonatologist			
Nursing Student	X	X	
Recreation / Milieu Therapist			
Intern / Resident	X		
Other	X		

The list of caregivers in these boxes were provided to all hospitals.



PatientCareLink is a joint effort of the [Massachusetts Hospital Association \(MHA\)](#) and the [Organization of Nurse Leaders, MA-RI](#).

[Terms & Conditions](#) | [Sitemap](#)

[About PatientCareLink](#) | [For Patients & Families](#) | [Hospital Data](#) | [Success Stories](#) | [Participant Login](#)

© 2013 PatientCareLink. All rights reserved. Website designed by [Boston Interactive](#)



- About PatientCareLink
- Hospital Data
- Success Stories
- Improving Patient Care
- Workforce
- For Patients & Families

Home -> [Hospital Data](#) -> [Staffing Plans & Reports](#) -> [2009 Reports](#) -> [Good Samaritan Medical Center](#) -> Good Samaritan Medical Center - 3B

Hospital Data

Staffing Plans & Reports

- [2013 Plans](#)
- [2012 Reports](#)
- [2011 Reports](#)
- [2010 Reports](#)
- [2009 Reports](#)
- [2008 Reports](#)
- [2007 Reports](#)
- [2006 Reports](#)
- [FAQs About Staffing Plans](#)

Performance Measures

Good Samaritan Medical Center - 3B

Acute Care

[3B](#)

Adult Medical / Surgical Combined - Cardiac

Date of Services Reported: FY 2009

Average Number of Patients Per Day:	22.21
-------------------------------------	-------

Direct Caregivers	Scheduled Hours	Shift Length	Number of Staff						
			Mon	Tues	Wed	Thurs	Fri	Sat	Sun
Day Shift									
RN	7am-3pm	8.00	5.00	5.00	5.00	5.00	5.00	5.00	5.00
Unlicensed Assistive Personnel	7am-3pm	8.00	2.00	2.00	2.00	2.00	2.00	2.00	2.00
Evening Shift									
RN	3pm-11pm	8.00	5.00	5.00	5.00	5.00	5.00	5.00	5.00
Unlicensed Assistive Personnel	3pm-11pm	8.00	2.00	2.00	2.00	2.00	2.00	2.00	2.00
Night Shift									
RN	11pm-7am	8.00	4.00	4.00	4.00	4.00	4.00	4.00	4.00
Unlicensed Assistive Personnel	11pm-7am	8.00	1.00	1.00	1.00	1.00	1.00	1.00	1.00

Plan / Budgeted Direct WHPPD (Worked Hours Per Patient Day)	6.82
Actual Worked Hours Per Patient Day	7.09
% Difference	3.89%

Additional Care Team Members			
Skills	Shift Coverage		
	Day	Evening	Night
Unit Nurse Management	X		
Staff Educator			
Clinical Nurse Specialist	X	X	
Unit Clerical Support	X	X	X
1:1 Patient Observer	X	X	
Admissions Nurse	X	X	
Patient Transport Team	X	X	
IV Therapy Team / Line Access			
Monitor Technician			
Rapid Response Team	X	X	X
Respiratory Therapy Support	X	X	X
Nutritionist	X		
Rehab Activities (OT, PT, Speech)	X		
Clinical Pharmacist	X		

Additional Unit Information:

Telemetry Respiratory patients/COPD pneumonia RN's start IV's RN's do own Bipap teaching to patients High % of non-English speaking patients RN's & NA's do glucometers reading Nurse Management has 24 hr accountability

Other Team Members:

Interpreter Services Patient Advocate

Licensed Social Services / Case Management	X		
Spiritual Services	X		
Hospitalist / NP / PA	X	X	X
Intensivist / Neonatologist			
Nursing Student	X		
Recreation / Milieu Therapist			
Intern / Resident			
Other	X		

The list of caregivers in these boxes were provided to all hospitals.



PatientCareLink is a joint effort of the [Massachusetts Hospital Association \(MHA\)](#) and the [Organization of Nurse Leaders, MA-RI](#).

[Terms & Conditions](#) | [Sitemap](#)

[About PatientCareLink](#) | [For Patients & Families](#) | [Hospital Data](#) | [Success Stories](#) | [Participant Login](#)

© 2013 PatientCareLink. All rights reserved. Website designed by [Boston Interactive](#)



- About PatientCareLink
- Hospital Data
- Success Stories
- Improving Patient Care
- Workforce
- For Patients & Families

Home -> Hospital Data -> Staffing Plans & Reports -> 2009 Reports -> Good Samaritan Medical Center -> Good Samaritan Medical Center - 4A

Hospital Data

Staffing Plans & Reports

- [2013 Plans](#)
- [2012 Reports](#)
- [2011 Reports](#)
- [2010 Reports](#)
- [2009 Reports](#)
- [2008 Reports](#)
- [2007 Reports](#)
- [2006 Reports](#)
- [FAQ's About Staffing Plans](#)

Performance Measures

Good Samaritan Medical Center - 4A

Acute Care
4A
 Adult Medical / Surgical Combined - Oncology

Date of Services Reported: FY 2009

Average Number of Patients Per Day:	23.70
-------------------------------------	-------

Direct Caregivers	Scheduled Hours	Shift Length	Number of Staff							
			Mon	Tues	Wed	Thurs	Fri	Sat	Sun	
Day Shift										
RN	7am-3pm	8.00	5.00	5.00	5.00	5.00	5.00	5.00	5.00	5.00
Unlicensed Assistive Personnel	7am-3pm	8.00	2.00	2.00	2.00	2.00	2.00	2.00	2.00	2.00
Evening Shift										
RN	3pm-11pm	8.00	5.00	5.00	5.00	5.00	5.00	5.00	5.00	5.00
Unlicensed Assistive Personnel	3pm-11pm	8.00	2.00	2.00	2.00	2.00	2.00	2.00	2.00	2.00
Night Shift										
RN	11pm-7am	8.00	4.00	4.00	4.00	4.00	4.00	4.00	4.00	4.00
Unlicensed Assistive Personnel	11pm-7am	8.00	1.00	1.00	1.00	1.00	1.00	1.00	1.00	1.00

Plan / Budgeted Direct WHPPD (Worked Hours Per Patient Day)	6.39
Actual Worked Hours Per Patient Day	7.05
% Difference	10.28%
Click here for more information	

Additional Care Team Members			
Click here for Care Team Member definitions			
Skills	Shift Coverage		
	Day	Evening	Night
Unit Nurse Management	X		
Staff Educator			
Clinical Nurse Specialist	X	X	
Unit Clerical Support	X	X	X
1:1 Patient Observer	X	X	X
Admissions Nurse	X	X	
Patient Transport Team	X	X	
IV Therapy Team / Line Access			
Monitor Technician			
Rapid Response Team	X	X	X
Respiratory Therapy Support	X	X	X
Nutritionist	X		
Rehab Activities (OT, PT, Speech)	X		

Additional Unit Information:
 Chemotherapy RN's start IV's RN's do Bipap teaching to patients High % of non-English speaking patients RN's & CNA's do glucometer readings Nurse Management has 24 hr accountability Pain control infusions including epidurals

Other Team Members:
 Interpreter Services Patient Advocate

Clinical Pharmacist	X		
Licensed Social Services / Case Management	X		
Spiritual Services	X		
Hospitalist / NP / PA	X	X	X
Intensivist / Neonatologist			
Nursing Student	X		
Recreation / Milieu Therapist			
Intern / Resident	X		
Other	X		

The list of caregivers in these boxes were provided to all hospitals.



PatientCareLink is a joint effort of the [Massachusetts Hospital Association \(MHA\)](#) and the [Organization of Nurse Leaders, MA-RI](#).

[Terms & Conditions](#) | [Sitemap](#)

[About PatientCareLink](#) | [For Patients & Families](#) | [Hospital Data](#) | [Success Stories](#) | [Participant Login](#)

© 2013 PatientCareLink. All rights reserved. Website designed by [Boston Interactive](#)



Glossary of Health Care Terms | Search Keywords...



- About PatientCareLink
- Hospital Data
- Success Stories
- Improving Patient Care
- Workforce
- For Patients & Families

Home - Hospital Data - Staffing Plans & Reports - 2009 Reports - Good Samaritan Medical Center - Good Samaritan Medical Center - 4B

Hospital Data

Staffing Plans & Reportsa

- [2013 Plans](#)
- [2012 Reports](#)
- [2011 Reports](#)
- [2010 Reports](#)
- [2009 Reports](#)
- [2008 Reports](#)
- [2007 Reports](#)
- [2006 Reports](#)
- [FAQs About Staffing Plans](#)

Performance Measures

Good Samaritan Medical Center - 4B

Acute Care
4B
 Behavioral Health - Adult - Geriatrics

Date of Services Reported: FY 2009

Average Number of Patients Per Day:	13.82
-------------------------------------	-------

Direct Caregivers	Scheduled Hours	Shift Length	Number of Staff						
			Mon	Tues	Wed	Thurs	Fri	Sat	Sun
Day Shift									
RN	7am-3pm	8.00	3.00	3.00	3.00	3.00	3.00	3.00	3.00
Unlicensed Assistive Personnel	7am-3pm	8.00	1.50	1.50	1.50	1.50	1.50	1.50	1.50
Evening Shift									
RN	3pm-11pm	8.00	3.00	3.00	3.00	3.00	3.00	3.00	3.00
Unlicensed Assistive Personnel	3pm-11pm	8.00	2.00	2.00	2.00	2.00	2.00	2.00	2.00
Night Shift									
RN	11pm-7am	8.00	2.00	2.00	2.00	2.00	2.00	2.00	2.00
Unlicensed Assistive Personnel	11pm-7am	8.00	1.00	1.00	1.00	1.00	1.00	1.00	1.00

Plan / Budgeted Direct WHPPD (Worked Hours Per Patient Day)	7.22
Actual Worked Hours Per Patient Day	7.36
% Difference	2.02%

Additional Care Team Members			
Skills	Shift Coverage		
	Day	Evening	Night
Unit Nurse Management	X		
Staff Educator			
Clinical Nurse Specialist	X	X	
Unit Clerical Support	X	X	
1:1 Patient Observer	X	X	X
Admissions Nurse			
Patient Transport Team	X	X	
IV Therapy Team / Line Access			
Monitor Technician			
Rapid Response Team	X	X	X
Respiratory Therapy Support	X	X	X
Nutritionist	X		
Rehab Activities (OT, PT, Speech)	X		
Clinical Pharmacist	X		

Additional Unit Information:

Restraint free patient environment Patients are over 55 years of age Geriatric Psychiatry Locked unit for patient safety RN's do respiratory treatments RN's start IV's Nurse Management has 24 hr accountability Utilize bedside glucometers

Other Team Members:

Interpreter Services Patient Advocate

Licensed Social Services / Case Management	X		
Spiritual Services	X		
Hospitalist / NP / PA	X	X	X
Intensivist / Neonatologist			
Nursing Student			
Recreation / Milieu Therapist	X		
Intern / Resident			
Other	X	X	X

The list of caregivers in these boxes were provided to all hospitals.



PatientCareLink is a joint effort of the [Massachusetts Hospital Association \(MHA\)](#) and the [Organization of Nurse Leaders, MA-RI](#).

[Terms & Conditions](#) | [Sitemap](#)

[About PatientCareLink](#) | [For Patients & Families](#) | [Hospital Data](#) | [Success Stories](#) | [Participant Login](#)

© 2013 PatientCareLink. All rights reserved. Website designed by [Boston Interactive](#)



Glossary of Health Care Terms | Search Keywords...

GO

- About PatientCareLink
- Hospital Data
- Success Stories
- Improving Patient Care
- Workforce
- For Patients & Families

Home -> Hospital Data -> Staffing Plans & Reports -> 2009 Reports -> Good Samaritan Medical Center -> Good Samaritan Medical Center - ICU

Hospital Data

Good Samaritan Medical Center - ICU

Staffing Plans & Reports

- [2013 Plans](#)
- [2012 Reports](#)
- [2011 Reports](#)
- [2010 Reports](#)
- [2009 Reports](#)
- [2008 Reports](#)
- [2007 Reports](#)
- [2006 Reports](#)
- [FAQ's About Staffing Plans](#)

Performance Measures

Acute Care
[ICU](#)
 Adult Critical Care - Medical / Surgical Combined

Date of Services Reported: FY 2009

Average Number of Patients Per Day:	11.61
-------------------------------------	-------

Direct Caregivers	Scheduled Hours	Shift Length	Number of Staff						
			Mon	Tues	Wed	Thurs	Fri	Sat	Sun
Day Shift									
RN	7am-3pm	8.00	7.00	7.00	7.00	7.00	7.00	7.00	7.00
Evening Shift									
RN	3pm-11pm	8.00	7.00	7.00	7.00	7.00	7.00	7.00	7.00
Night Shift									
RN	11pm-7am	8.00	7.00	7.00	7.00	7.00	7.00	7.00	7.00

Plan / Budgeted Direct WHPPD (Worked Hours Per Patient Day)	14.44
Actual Worked Hours Per Patient Day	14.04
% Difference	-2.73%

Additional Care Team Members			
Skills	Shift Coverage		
	Day	Evening	Night
Unit Nurse Management	X		
Staff Educator			
Clinical Nurse Specialist	X	X	
Unit Clerical Support	X	X	X
1:1 Patient Observer	X	X	X
Admissions Nurse	X	X	
Patient Transport Team	X	X	
IV Therapy Team / Line Access	X		
Monitor Technician			
Rapid Response Team	X	X	X
Respiratory Therapy Support	X	X	X
Nutritionist	X		
Rehab Activities (OT, PT, Speech)	X		
Clinical Pharmacist	X		
Licensed Social Services / Case Management	X		
Spiritual Services	X	X	X

Additional Unit Information:
 Rn's start IV's Utilize Bedside Glucometers, Mechanical Ventilation Hemodynamic monitoring Temporary Pacemakers High acuity Nurse Management 24 hr accountability

Other Team Members:
 Interpreter Patient Advocate

Hospitalist / NP / PA	X	X	X
Intensivist / Neonatologist	X	X	X
Nursing Student			
Recreation / Milieu Therapist			
Intern / Resident	X	X	X
Other	X	X	X

The list of caregivers in these boxes were provided to all hospitals.



PatientCareLink is a joint effort of the [Massachusetts Hospital Association \(MHA\)](#) and the [Organization of Nurse Leaders, MA-RI](#).

[Terms & Conditions](#) | [Sitemap](#)

[About PatientCareLink](#) | [For Patients & Families](#) | [Hospital Data](#) | [Success Stories](#) | [Participant Login](#)

© 2013 PatientCareLink. All rights reserved. Website designed by [Boston Interactive](#)



- About PatientCareLink
- Hospital Data
- Success Stories
- Improving Patient Care
- Workforce
- For Patients & Families

Home -> Hospital Data -> Staffing Plans & Reports -> 2009 Reports -> Good Samaritan Medical Center -> Good Samaritan Medical Center - Norcap

Hospital Data

Staffing Plans & Reportsa

- [2013 Plans](#)
- [2012 Reports](#)
- [2011 Reports](#)
- [2010 Reports](#)
- [2009 Reports](#)
- [2008 Reports](#)
- [2007 Reports](#)
- [2006 Reports](#)
- [FAQ's About Staffing Plans](#)

Performance Measures

Good Samaritan Medical Center - Norcap

Acute Care
[Norcap](#)
 Behavioral Health - Adult - Substance Abuse

Date of Services Reported: FY 2009

Average Number of Patients Per Day:	29.32
-------------------------------------	-------

Direct Caregivers	Scheduled Hours	Shift Length	Number of Staff							
			Mon	Tues	Wed	Thurs	Fri	Sat	Sun	
Day Shift										
RN	7am-3pm	8.00	3.00	3.00	3.00	3.00	3.00	3.00	3.00	3.00
Unlicensed Assistive Personnel	7am-3pm	8.00	2.00	2.00	2.00	2.00	2.00	2.00	2.00	2.00
Evening Shift										
RN	3pm-11pm	8.00	3.00	3.00	3.00	3.00	3.00	3.00	3.00	3.00
Unlicensed Assistive Personnel	3pm-11pm	8.00	2.00	2.00	2.00	2.00	2.00	2.00	2.00	2.00
Night Shift										
RN	11pm-7am	8.00	3.00	3.00	3.00	3.00	3.00	3.00	3.00	3.00
Unlicensed Assistive Personnel	11pm-7am	8.00	2.00	2.00	2.00	2.00	2.00	2.00	2.00	2.00

Plan / Budgeted Direct WHPPD (Worked Hours Per Patient Day)	4.08
Actual Worked Hours Per Patient Day	4.24
% Difference	3.77%

Additional Care Team Members			
Skills	Shift Coverage		
	Day	Evening	Night
Unit Nurse Management	X		
Staff Educator			
Clinical Nurse Specialist	X		
Unit Clerical Support	X	X	
1:1 Patient Observer			
Admissions Nurse			
Patient Transport Team			
IV Therapy Team / Line Access			
Monitor Technician			
Rapid Response Team			
Respiratory Therapy Support			
Nutritionist			
Rehab Activities (OT, PT, Speech)			
Clinical Pharmacist			

Additional Unit Information:
 Dual Diagnosis Patients on unit Nurse Management has 24 hour accountability Free Standing substance abuse detox facility Utilize bedside glucometers l

Other Team Members:
 Interpreter Service Housekeeping Days & Evenings
 Driver Patient Advocate

Licensed Social Services / Case Management	X	X	
Spiritual Services	X		
Hospitalist / NP / PA	X	X	
Intensivist / Neonatologist			
Nursing Student			
Recreation / Milieu Therapist			
Intern / Resident			
Other	X	X	X

The list of caregivers in these boxes were provided to all hospitals.




PatientCareLink is a joint effort of the [Massachusetts Hospital Association \(MHA\)](#) and the [Organization of Nurse Leaders, MA-RI](#).

[Terms & Conditions](#) | [Sitemap](#)

[About PatientCareLink](#) | [For Patients & Families](#) | [Hospital Data](#) | [Success Stories](#) | [Participant Login](#)

© 2013 PatientCareLink. All rights reserved. Website designed by [Boston Interactive](#)





Glossary of Health Care Terms | Search Keywords...



- About PatientCareLink
- Hospital Data
- Success Stories
- Improving Patient Care
- Workforce
- For Patients & Families

Home -> Hospital Data -> Staffing Plans & Reports -> 2008 Reports -> Good Samaritan Medical Center -> Good Samaritan Medical Center - 2B

Hospital Data

Staffing Plans & Reportsa

- [2013 Plans](#)
- [2012 Reports](#)
- [2011 Reports](#)
- [2010 Reports](#)
- [2009 Reports](#)
- [2008 Reports](#)
- [2007 Reports](#)
- [2006 Reports](#)
- [FAQs About Staffing Plans](#)

Performance Measures

Good Samaritan Medical Center - 2B

Acute Care
2B
 Adult Medical / Surgical Combined

Date of Services Reported: FY 2008

Average Number of Patients Per Day:	23.76
-------------------------------------	-------

Direct Caregivers	Scheduled Hours	Shift Length	Number of Staff						
			Mon	Tues	Wed	Thurs	Fri	Sat	Sun
Day Shift									
RN	7am-3pm	8.00	5.00	5.00	5.00	5.00	5.00	5.00	5.00
Unlicensed Assistive Personnel	7am-3pm	8.00	2.00	2.00	2.00	2.00	2.00	2.00	2.00
Evening Shift									
RN	3pm-11pm	8.00	5.00	5.00	5.00	5.00	5.00	5.00	5.00
Unlicensed Assistive Personnel	3pm-11pm	8.00	2.00	2.00	2.00	2.00	2.00	2.00	2.00
Night Shift									
RN	11pm-7am	8.00	4.00	4.00	4.00	4.00	4.00	4.00	4.00
Unlicensed Assistive Personnel	11pm-7am	8.00	1.00	1.00	1.00	1.00	1.00	1.00	1.00

Plan / Budgeted Direct WHPPD (Worked Hours Per Patient Day)	6.36
Actual Worked Hours Per Patient Day	6.52
% Difference	2.42%

Additional Care Team Members			
Skills	Shift Coverage		
	Day	Evening	Night
Unit Nurse Management	X		
Staff Educator	X		
Clinical Nurse Specialist			
Unit Clerical Support	X	X	X
1:1 Patient Observer	X	X	X
Admissions Nurse			
Patient Transport Team	X	X	
IV Therapy Team / Line Access			
Monitor Technician			
Rapid Response Team	X	X	X
Respiratory Therapy Support	X	X	X
Nutritionist	X		
Rehab Activities (OT, PT, Speech)	X		
Clinical Pharmacist	X		

Additional Unit Information:

CAPD. RN's start IV's. RN's do own Bipap (respiratory treatment) Teaching to Patients. High % non-English speaking patients.

Other Team Members:

Interpreter Services Patient Advocate

Licensed Social Services / Case Management	X		
Spiritual Services	X		
Hospitalist / NP / PA	X	X	X
Intensivist / Neonatologist			
Nursing Student	X		
Recreation / Milieu Therapist			
Intern / Resident	X		
Other	X	X	

The list of caregivers in these boxes were provided to all hospitals.



PatientCareLink is a joint effort of the [Massachusetts Hospital Association \(MHA\)](#) and the [Organization of Nurse Leaders, MA-RI](#).

[Terms & Conditions](#) | [Sitemap](#)

[About PatientCareLink](#) | [For Patients & Families](#) | [Hospital Data](#) | [Success Stories](#) | [Participant Login](#)

© 2013 PatientCareLink. All rights reserved. Website designed by [Boston Interactive](#)



Glossary of Health Care Terms | Search: Keywords...



[About PatientCareLink](#) |
 [Hospital Data](#) |
 [Success Stories](#) |
 [Improving Patient Care](#) |
 [Workforce](#) |
 [For Patients & Families](#)

Home » [Hospital Data](#) » [Staffing Plans & Reports](#) » [2008 Reports](#) » [Good Samaritan Medical Center](#) » Good Samaritan Medical Center - 2C

Hospital Data

Staffing Plans & Reportsa

- [2013 Plans](#)
- [2012 Reports](#)
- [2011 Reports](#)
- [2010 Reports](#)
- [2009 Reports](#)
- [2008 Reports](#)
- [2007 Reports](#)
- [2006 Reports](#)
- [FAQ's About Staffing Plans](#)

Performance Measures

Good Samaritan Medical Center - 2C

Acute Care
[2C](#)
 Adult Medical / Surgical Combined · Orthopedic

Date of Services Reported: FY 2008

Average Number of Patients Per Day:	23.31
-------------------------------------	-------

Direct Caregivers	Scheduled Hours	Shift Length	Number of Staff						
			Mon	Tues	Wed	Thurs	Fri	Sat	Sun
Day Shift									
RN	7am-3pm	8.00	5.00	5.00	5.00	5.00	5.00	5.00	5.00
Unlicensed Assistive Personnel	7am-3pm	8.00	2.00	2.00	2.00	2.00	2.00	2.00	2.00

Evening Shift									
RN	3pm-11pm	8.00	5.00	5.00	5.00	5.00	5.00	5.00	5.00
Unlicensed Assistive Personnel	3pm-11pm	8.00	2.00	2.00	2.00	2.00	2.00	2.00	2.00

Night Shift									
RN	11pm-7am	8.00	4.00	4.00	4.00	4.00	4.00	4.00	4.00
Unlicensed Assistive Personnel	11pm-7am	8.00	2.00	2.00	2.00	2.00	2.00	2.00	2.00

Plan / Budgeted Direct WHPPD (Worked Hours Per Patient Day)	6.83
Actual Worked Hours Per Patient Day	6.74
% Difference	-1.29%

Additional Care Team Members			
Click here for Care Team Member definitions			
Skills	Shift Coverage		
	Day	Evening	Night
Unit Nurse Management	X		
Staff Educator	X		
Clinical Nurse Specialist			
Unit Clerical Support	X	X	X
1:1 Patient Observer	X	X	X
Admissions Nurse			
Patient Transport Team	X	X	
IV Therapy Team / Line Access			
Monitor Technician			
Rapid Response Team	X	X	X
Respiratory Therapy Support	X	X	X
Nutritionist	X		
Rehab Activities (OT, PT, Speech)	X		
Clinical Pharmacist	X		

Additional Unit Information:

Orthopedics. CAPD. Peritoneal Dialysis. RN's start IV's. RN's do own Bipap (respiratory therapy) Teaching to Patients. High % non-English speaking patients.

Other Team Members:

Interpreter Services Patient Advocate

Licensed Social Services / Case Management	X		
Spiritual Services	X		
Hospitalist / NP / PA	X	X	X
Intensivist / Neonatologist			
Nursing Student	X		
Recreation / Milieu Therapist			
Intern / Resident	X		
Other	X		

The list of caregivers in these boxes were provided to all hospitals.



PatientCareLink is a joint effort of the [Massachusetts Hospital Association \(MHA\)](#) and the [Organization of Nurse Leaders, MA-RI](#).

[Terms & Conditions](#) | [Sitemap](#)

[About PatientCareLink](#) | [For Patients & Families](#) | [Hospital Data](#) | [Success Stories](#) | [Participant Login](#)

© 2013 PatientCareLink. All rights reserved. Website designed by [Boston Interactive](#)



Glossary of Health Care Terms | Search Keywords...



- About PatientCareLink
- Hospital Data
- Success Stories
- Improving Patient Care
- Workforce
- For Patients & Families

Home - Hospital Data - Staffing Plans & Reports - 2008 Reports - Good Samaritan Medical Center - Good Samaritan Medical Center - 3A

Hospital Data

Staffing Plans & Reportsa

- [2013 Plans](#)
- [2012 Reports](#)
- [2011 Reports](#)
- [2010 Reports](#)
- [2009 Reports](#)
- [2008 Reports](#)
- [2007 Reports](#)
- [2006 Reports](#)
- [FAQ's About Staffing Plans](#)

Performance Measures

Good Samaritan Medical Center - 3A

Acute Care
[3A](#)
 Adult Medical - Cardiac

Date of Services Reported: FY 2008

Average Number of Patients Per Day:	25.67
-------------------------------------	-------

Direct Caregivers	Scheduled Hours	Shift Length	Number of Staff						
			Mon	Tues	Wed	Thurs	Fri	Sat	Sun
Day Shift									
RN	7am-3pm	8.00	6.00	6.00	6.00	6.00	6.00	6.00	6.00
Unlicensed Assistive Personnel	7am-3pm	8.00	2.00	2.00	2.00	2.00	2.00	2.00	2.00
Evening Shift									
RN	3pm-11pm	8.00	7.00	7.00	7.00	7.00	7.00	7.00	7.00
Unlicensed Assistive Personnel	3pm-11pm	8.00	2.00	2.00	2.00	2.00	2.00	2.00	2.00
Night Shift									
RN	11pm-7am	8.00	5.00	5.00	5.00	5.00	5.00	5.00	5.00
Unlicensed Assistive Personnel	11pm-7am	8.00	2.00	2.00	2.00	2.00	2.00	2.00	2.00

Plan / Budgeted Direct WHPPD (Worked Hours Per Patient Day)	7.44
Actual Worked Hours Per Patient Day	7.48
% Difference	0.62%

Additional Care Team Members			
Skills	Shift Coverage		
	Day	Evening	Night
Unit Nurse Management	X		
Staff Educator	X		
Clinical Nurse Specialist			
Unit Clerical Support	X	X	X
1:1 Patient Observer	X	X	X
Admissions Nurse			
Patient Transport Team	X	X	
IV Therapy Team / Line Access			
Monitor Technician			
Rapid Response Team	X	X	X
Respiratory Therapy Support	X	X	X
Nutritionist	X		
Rehab Activities (OT, PT, Speech)	X		
Clinical Pharmacist	X		

Additional Unit Information:

Telemetry. High volume of admissions/discharges/transfers. Pre-Post OP Cardiac Cath Patients. RN's start IV's. RN's do own Bipap (respiratory therapy) teaching to Patients. High % non-English speaking patients.

Other Team Members:

Interpreter Services Patient Advocate

Licensed Social Services / Case Management	X		
Spiritual Services	X		
Hospitalist / NP / PA	X	X	X
Intensivist / Neonatologist			
Nursing Student	X		
Recreation / Milieu Therapist			
Intern / Resident	X		
Other	X		

The list of caregivers in these boxes were provided to all hospitals.



PatientCareLink is a joint effort of the [Massachusetts Hospital Association \(MHA\)](#) and the [Organization of Nurse Leaders, MA-RI](#).

[Terms & Conditions](#) | [Sitemap](#)

[About PatientCareLink](#) | [For Patients & Families](#) | [Hospital Data](#) | [Success Stories](#) | [Participant Login](#)

© 2013 PatientCareLink. All rights reserved. Website designed by [Boston Interactive](#)



Glossary of Health Care Terms | Search Keywords...



- About PatientCareLink
- Hospital Data
- Success Stories
- Improving Patient Care
- Workforce
- For Patients & Families

[Home](#) > [Hospital Data](#) > [Staffing Plans & Reports](#) > [2008 Reports](#) > [Good Samaritan Medical Center](#) > Good Samaritan Medical Center - 3B

Hospital Data

Staffing Plans & Reportsa

- [2013 Plans](#)
- [2012 Reports](#)
- [2011 Reports](#)
- [2010 Reports](#)
- [2009 Reports](#)
- [2008 Reports](#)
- [2007 Reports](#)
- [2006 Reports](#)
- [FAQ's About Staffing Plans](#)

Performance Measures

Good Samaritan Medical Center - 3B

Acute Care
3B
 Adult Medical / Surgical Combined - Cardiac

Date of Services Reported: FY 2008

Average Number of Patients Per Day:	23.30
-------------------------------------	-------

Direct Caregivers	Scheduled Hours	Shift Length	Number of Staff						
			Mon	Tues	Wed	Thurs	Fri	Sat	Sun
Day Shift									
RN	7am-3pm	8.00	5.00	5.00	5.00	5.00	5.00	5.00	5.00
Unlicensed Assistive Personnel	7am-3pm	8.00	2.00	2.00	2.00	2.00	2.00	2.00	2.00
Evening Shift									
RN	3pm-11pm	8.00	5.00	5.00	5.00	5.00	5.00	5.00	5.00
Unlicensed Assistive Personnel	3pm-11pm	8.00	2.00	2.00	2.00	2.00	2.00	2.00	2.00
Night Shift									
RN	11pm-7am	8.00	4.00	4.00	4.00	4.00	4.00	4.00	4.00
Unlicensed Assistive Personnel	11pm-7am	8.00	1.00	1.00	1.00	1.00	1.00	1.00	1.00

Plan / Budgeted Direct WHPPD (Worked Hours Per Patient Day)	6.49
Actual Worked Hours Per Patient Day	6.89
% Difference	6.15%
Click here for more information	

Additional Care Team Members			
Skills	Shift Coverage		
	Day	Evening	Night
Unit Nurse Management	X		
Staff Educator	X		
Clinical Nurse Specialist			
Unit Clerical Support	X	X	X
1:1 Patient Observer	X	X	X
Admissions Nurse			
Patient Transport Team	X	X	
IV Therapy Team / Line Access			
Monitor Technician			
Rapid Response Team	X	X	X
Respiratory Therapy Support	X	X	X
Nutritionist	X		
Rehab Activities (OT, PT, Speech)	X		

Additional Unit Information:
 Telemetry. Respiratory Pts/COPD Pneumonia. RN's start IV's. RN's do own Bipap (respiratory treatment) teaching to patients. High % non-English speaking patients.

Other Team Members:
 Interpreter Services Patient Advocate

Clinical Pharmacist	X		
Licensed Social Services / Case Management	X		
Spiritual Services	X		
Hospitalist / NP / PA	X	X	X
Intensivist / Neonatologist			
Nursing Student	X		
Recreation / Milieu Therapist			
Intern / Resident			
Other	X		

The list of caregivers in these boxes were provided to all hospitals.



PatientCareLink is a joint effort of the [Massachusetts Hospital Association \(MHA\)](#) and the [Organization of Nurse Leaders, MA-RI](#).

[Terms & Conditions](#) | [Sitemap](#)

[About PatientCareLink](#) | [For Patients & Families](#) | [Hospital Data](#) | [Success Stories](#) | [Participant Login](#)

© 2013 PatientCareLink. All rights reserved. Website designed by [Boston Interactive](#)



Glossary of Health Care Terms | Search Keywords...



- About PatientCareLink
- Hospital Data
- Success Stories
- Improving Patient Care
- Workforce
- For Patients & Families

Home - Hospital Data - Staffing Plans & Reports - 2008 Reports - Good Samaritan Medical Center - Good Samaritan Medical Center - 4A

Hospital Data

Staffing Plans & Reportsa

- [2013 Plans](#)
- [2012 Reports](#)
- [2011 Reports](#)
- [2010 Reports](#)
- [2009 Reports](#)
- [2008 Reports](#)
- [2007 Reports](#)
- [2006 Reports](#)
- [FAQ's About Staffing Plans](#)

Performance Measures

Good Samaritan Medical Center - 4A

Acute Care

4A

Adult Medical / Surgical Combined - Oncology

Date of Services Reported: FY 2008

Average Number of Patients Per Day:	23.31
-------------------------------------	-------

Direct Caregivers	Scheduled Hours	Shift Length	Number of Staff						
			Mon	Tues	Wed	Thurs	Fri	Sat	Sun
Day Shift									
RN	7am-3pm	8.00	5.00	5.00	5.00	5.00	5.00	5.00	5.00
Unlicensed Assistive Personnel	7am-3pm	8.00	2.00	2.00	2.00	2.00	2.00	2.00	2.00
Evening Shift									
RN	3pm-11pm	8.00	5.00	5.00	5.00	5.00	5.00	5.00	5.00
Unlicensed Assistive Personnel	3pm-11pm	8.00	2.00	2.00	2.00	2.00	2.00	2.00	2.00
Night Shift									
RN	11pm-7am	8.00	4.00	4.00	4.00	4.00	4.00	4.00	4.00
Unlicensed Assistive Personnel	11pm-7am	8.00	1.00	1.00	1.00	1.00	1.00	1.00	1.00

Plan / Budgeted Direct WHPPD (Worked Hours Per Patient Day)	6.49
Actual Worked Hours Per Patient Day	6.53
% Difference	0.62%

Additional Care Team Members			
Skills	Shift Coverage		
	Day	Evening	Night
Unit Nurse Management	X		
Staff Educator	X		
Clinical Nurse Specialist			
Unit Clerical Support	X	X	X
1:1 Patient Observer	X	X	X
Admissions Nurse			
Patient Transport Team	X	X	
IV Therapy Team / Line Access			
Monitor Technician			
Rapid Response Team	X	X	X
Respiratory Therapy Support	X	X	X
Nutritionist	X		
Rehab Activities (OT, PT, Speech)	X		
Clinical Pharmacist	X		

Additional Unit Information:

Chemotherapy. RN's start IV's. RN's do own Bipap (respiratory treatment) teaching to patients. High % non-English speaking patients.

Other Team Members:

Interpreter Services Patient Advocate

Licensed Social Services / Case Management	X		
Spiritual Services	X		
Hospitalist / NP / PA	X	X	X
Intensivist / Neonatologist			
Nursing Student	X		
Recreation / Milieu Therapist			
Intern / Resident			
Other	X		

The list of caregivers in these boxes were provided to all hospitals.



PatientCareLink is a joint effort of the [Massachusetts Hospital Association \(MHA\)](#) and the [Organization of Nurse Leaders, MA-RI](#).

[Terms & Conditions](#) | [Sitemap](#)

[About PatientCareLink](#) | [For Patients & Families](#) | [Hospital Data](#) | [Success Stories](#) | [Participant Login](#)

© 2013 PatientCareLink. All rights reserved. Website designed by [Boston Interactive](#)



Glossary of Health Care Terms | Search Keywords...



- About PatientCareLink
- Hospital Data
- Success Stories
- Improving Patient Care
- Workforce
- For Patients & Families

Home » Hospital Data » Staffing Plans & Reports » 2008 Reports » Good Samaritan Medical Center » Good Samaritan Medical Center - 4B

Hospital Data

Staffing Plans & Reports

- [2013 Plans](#)
- [2012 Reports](#)
- [2011 Reports](#)
- [2010 Reports](#)
- [2009 Reports](#)
- [2008 Reports](#)
- [2007 Reports](#)
- [2006 Reports](#)
- [FAQs About Staffing Plans](#)

Performance Measures

Good Samaritan Medical Center - 4B

Acute Care
[4B](#)
 Behavioral Health - Adult - Geriatrics

Date of Services Reported: FY 2008

Average Number of Patients Per Day:	14.06
-------------------------------------	-------

Direct Caregivers	Scheduled Hours	Shift Length	Number of Staff						
			Mon	Tues	Wed	Thurs	Fri	Sat	Sun
Day Shift									
RN	7am-3pm	8.00	3.00	3.00	3.00	3.00	3.00	3.00	3.00
Unlicensed Assistive Personnel	7am-3pm	8.00	1.50	1.50	1.50	1.50	1.50	1.50	1.50
Evening Shift									
RN	3pm-11pm	8.00	3.00	3.00	3.00	3.00	3.00	3.00	3.00
Unlicensed Assistive Personnel	3pm-11pm	8.00	2.00	2.00	2.00	2.00	2.00	2.00	2.00
Night Shift									
RN	11pm-7am	8.00	2.00	2.00	2.00	2.00	2.00	2.00	2.00
Unlicensed Assistive Personnel	11pm-7am	8.00	1.00	1.00	1.00	1.00	1.00	1.00	1.00

Plan / Budgeted Direct WHPPD (Worked Hours Per Patient Day)	7.07
Actual Worked Hours Per Patient Day	7.26
% Difference	2.64%

Additional Care Team Members			
Skills	Shift Coverage		
	Day	Evening	Night
Unit Nurse Management	X		
Staff Educator	X		
Clinical Nurse Specialist			
Unit Clerical Support	X	X	
1:1 Patient Observer	X	X	X
Admissions Nurse			
Patient Transport Team	X	X	
IV Therapy Team / Line Access			
Monitor Technician			
Rapid Response Team	X	X	X
Respiratory Therapy Support	X	X	X
Nutritionist	X		
Rehab Activities (OT, PT, Speech)	X		
Clinical Pharmacist	X	X	X

Additional Unit Information:

Restraint Free Patients > 65 yrs of age Geriatrics acute Med/Surg Locked unit RN's do own respiratory treatments RN's start IV's

Other Team Members:

Interpreter Services Patient Advocate

Licensed Social Services / Case Management	X		
Spiritual Services	X		
Hospitalist / NP / PA	X	X	X
Intensivist / Neonatologist			
Nursing Student			
Recreation / Milieu Therapist	X		
Intern / Resident			
Other	X		

The list of caregivers in these boxes were provided to all hospitals.



PatientCareLink is a joint effort of the [Massachusetts Hospital Association \(MHA\)](#) and the [Organization of Nurse Leaders, MA-RI](#).

[Terms & Conditions](#) | [Sitemap](#)

[About PatientCareLink](#) | [For Patients & Families](#) | [Hospital Data](#) | [Success Stories](#) | [Participant Login](#)

© 2013 PatientCareLink. All rights reserved. Website designed by [Boston Interactive](#)



Glossary of Health Care Terms | Search Keywords...



- About PatientCareLink
- Hospital Data
- Success Stories
- Improving Patient Care
- Workforce
- For Patients & Families

Home » Hospital Data » Staffing Plans & Reports » 2008 Reports » Good Samaritan Medical Center » Good Samaritan Medical Center - ICU

Hospital Data

Staffing Plans & Reports

- [2013 Plans](#)
- [2012 Reports](#)
- [2011 Reports](#)
- [2010 Reports](#)
- [2009 Reports](#)
- [2008 Reports](#)
- [2007 Reports](#)
- [2006 Reports](#)
- [FAQ's About Staffing Plans](#)

Performance Measures

Good Samaritan Medical Center - ICU

Acute Care
ICU
 Adult Critical Care - Medical / Surgical Combined

Date of Services Reported: FY 2008

Average Number of Patients Per Day:	12.83
-------------------------------------	-------

Direct Caregivers	Scheduled Hours	Shift Length	Number of Staff						
			Mon	Tues	Wed	Thurs	Fri	Sat	Sun
Day Shift									
RN	7am-3pm	8.00	7.00	7.00	7.00	7.00	7.00	7.00	7.00
Evening Shift									
RN	3pm-11pm	8.00	7.00	7.00	7.00	7.00	7.00	7.00	7.00
Night Shift									
RN	11pm-7am	8.00	7.00	7.00	7.00	7.00	7.00	7.00	7.00

Plan / Budgeted Direct WHPPD (Worked Hours Per Patient Day)	13.02
Actual Worked Hours Per Patient Day	14.00
% Difference	7.48%
Click here for more information	

Additional Care Team Members			
Click here for Care Team Member definitions			
Skills	Shift Coverage		
	Day	Evening	Night
Unit Nurse Management	X		
Staff Educator	X		
Clinical Nurse Specialist	X		
Unit Clerical Support	X	X	X
1:1 Patient Observer	X	X	X
Admissions Nurse			
Patient Transport Team	X	X	
IV Therapy Team / Line Access			
Monitor Technician			
Rapid Response Team	X	X	X
Respiratory Therapy Support	X	X	X
Nutritionist	X		
Rehab Activities (OT, PT, Speech)	X		
Clinical Pharmacist	X		
Licensed Social Services / Case Management	X		

Additional Unit Information:
 RN's start IV's. Bedside Glucometers. Mechanical Ventilation. Hemodynamic Monitoring. Temporary Pacemakers. High acuity.

Other Team Members:
 Interpreter Services Patient Advocate

Spiritual Services	X		
Hospitalist / NP / PA	X	X	X
Intensivist / Neonatologist	X	X	X
Nursing Student			
Recreation / Milieu Therapist			
Intern / Resident	X		
Other	X		

The list of caregivers in these boxes were provided to all hospitals.



PatientCareLink is a joint effort of the [Massachusetts Hospital Association \(MHA\)](#) and the [Organization of Nurse Leaders, MA-RI](#).

[Terms & Conditions](#) | [Sitemap](#)

[About PatientCareLink](#) | [For Patients & Families](#) | [Hospital Data](#) | [Success Stories](#) | [Participant Login](#)

© 2013 PatientCareLink. All rights reserved. Website designed by [Boston Interactive](#)



[About PatientCareLink](#) |
 [Hospital Data](#) |
 [Success Stories](#) |
 [Improving Patient Care](#) |
 [Workforce](#) |
 [For Patients & Families](#)

Home - [Hospital Data](#) - [Staffing Plans & Reports](#) - [2008 Reports](#) - [Good Samaritan Medical Center](#) - Good Samaritan Medical Center - Norcap

Hospital Data

Staffing Plans & Reportsa

- [2013 Plans](#)
- [2012 Reports](#)
- [2011 Reports](#)
- [2010 Reports](#)
- [2009 Reports](#)
- [2008 Reports](#)
- [2007 Reports](#)
- [2006 Reports](#)
- [FAQs About Staffing Plans](#)

Performance Measures

Good Samaritan Medical Center - Norcap

Acute Care
[Norcap](#)
 Behavioral Health - Adult - Substance Abuse

Date of Services Reported: FY 2008

Average Number of Patients Per Day:	29.08
-------------------------------------	-------

Direct Caregivers	Scheduled Hours	Shift Length	Number of Staff						
			Mon	Tues	Wed	Thurs	Fri	Sat	Sun
Day Shift									
RN	7am-3pm	8.00	3.00	3.00	3.00	3.00	3.00	3.00	3.00
Unlicensed Assistive Personnel	7am-3pm	8.00	2.00	2.00	2.00	2.00	2.00	2.00	2.00
Evening Shift									
RN	3pm-11pm	8.00	3.00	3.00	3.00	3.00	3.00	3.00	3.00
Unlicensed Assistive Personnel	3pm-11pm	8.00	2.00	2.00	2.00	2.00	2.00	2.00	2.00
Night Shift									
RN	11pm-7am	8.00	3.00	3.00	3.00	3.00	3.00	3.00	3.00
Unlicensed Assistive Personnel	11pm-7am	8.00	2.00	2.00	2.00	2.00	2.00	2.00	2.00

Plan / Budgeted Direct WHPPD (Worked Hours Per Patient Day)	4.10
Actual Worked Hours Per Patient Day	4.33
% Difference	5.56%
Click here for more information	

Additional Care Team Members			
Skills	Shift Coverage		
	Day	Evening	Night
Unit Nurse Management	X		
Staff Educator	X		
Clinical Nurse Specialist			
Unit Clerical Support	X	X	
1:1 Patient Observer			
Admissions Nurse			
Patient Transport Team			
IV Therapy Team / Line Access			
Monitor Technician			
Rapid Response Team			
Respiratory Therapy Support			
Nutritionist			
Rehab Activities (OT, PT, Speech)			

Additional Unit Information:
Dual Diagnosis Patients Out-patient Treatment Program Environmental Services Driver
Other Team Members:
Driver = Days Housekeeper = Days & Eve Security = Nights Interpreter Service

Clinical Pharmacist			
Licensed Social Services / Case Management	X	X	
Spiritual Services	X		
Hospitalist / NP / PA	X	X	
Intensivist / Neonatologist			
Nursing Student			
Recreation / Milieu Therapist			
Intern / Resident			
Other	X	X	X

The list of caregivers in these boxes were provided to all hospitals.



PatientCareLink is a joint effort of the [Massachusetts Hospital Association \(MHA\)](#) and the [Organization of Nurse Leaders, MA-RI](#).

[Terms & Conditions](#) | [Sitemap](#)

[About PatientCareLink](#) | [For Patients & Families](#) | [Hospital Data](#) | [Success Stories](#) | [Participant Login](#)

© 2013 PatientCareLink. All rights reserved. Website designed by [Boston Interactive](#)



Glossary of Health Care Terms | Search Keywords...



- About PatientCareLink
- Hospital Data
- Success Stories
- Improving Patient Care
- Workforce
- For Patients & Families

Home » Hospital Data » Staffing Plans & Reports » 2007 Reports » Good Samaritan Medical Center » 2B

Hospital Data

Staffing Plans & Reportsa

- [2013 Plans](#)
- [2012 Reports](#)
- [2011 Reports](#)
- [2010 Reports](#)
- [2009 Reports](#)
- [2008 Reports](#)
- [2007 Reports](#)
- [2006 Reports](#)
- [FAQs About Staffing Plans](#)

Performance Measures

2B

Acute Care
[2B](#)
 Adult Medical / Surgical Combined

Variance Info	
Actual Worked Hours Per Patient Day	6.10
Current Posted Planned Worked Hours Per Patient Day	6.52
Variance	-0.42
% Variance from Budget	-6.44%
Reason For +/- 5% Variance From Budget	
No explanation required	
Fluctuating day to day census	X
Lower daily census than planned	X
Higher daily census than planned	
Higher patient care needs than planned	
Lower patient care needs than planned	
Staff vacancies	
Adjusted for patient care needs	
Minimum fixed staffing requirements	X
Care delivery model changes	
Increased 1:1 staffing requirements	
Closure of unit	
Not admitting to beds due to staffing	
Increased census to telemetry patients	
Plan based on high needs in critical care	
Increased staff hours to facilitate admissions and discharges	
Change in patient mix	
Other Reasons for +/- 5% Variance	
Additional Comments	



PatientCareLink is a joint effort of the [Massachusetts Hospital Association \(MHA\)](#) and the [Organization of Nurse Leaders, MA-RI](#).

[Terms & Conditions](#) | [Sitemap](#)

[About PatientCareLink](#) | [For Patients & Families](#) | [Hospital Data](#) | [Success Stories](#) | [Participant Login](#)

© 2013 PatientCareLink. All rights reserved. Website designed by [Boston Interactive](#)



Glossary of Health Care Terms | Search Keywords...



- About PatientCareLink
- Hospital Data
- Success Stories
- Improving Patient Care
- Workforce
- For Patients & Families

Home » [Hospital Data](#) » [Staffing Plans & Reports](#) » [2007 Reports](#) » [Good Samaritan Medical Center](#) » 2C

Hospital Data

Staffing Plans & Reports

- [2013 Plans](#)
- [2012 Reports](#)
- [2011 Reports](#)
- [2010 Reports](#)
- [2009 Reports](#)
- [2008 Reports](#)
- [2007 Reports](#)
- [2006 Reports](#)
- [FAQ's About Staffing Plans](#)

Performance Measures

2C

Acute Care

2C

Adult Medical / Surgical Combined - Orthopedic

Variance Info	
Actual Worked Hours Per Patient Day	7.24
Current Posted Planned Worked Hours Per Patient Day	6.52
Variance	0.72
% Variance from Budget	11.04%
Reason For +/- 5% Variance From Budget	
No explanation required	
Fluctuating day to day census	X
Lower daily census than planned	X
Higher daily census than planned	
Higher patient care needs than planned	
Lower patient care needs than planned	
Staff vacancies	
Adjusted for patient care needs	
Minimum fixed staffing requirements	X
Care delivery model changes	
Increased 1:1 staffing requirements	
Closure of unit	
Not admitting to beds due to staffing	
Increased census to telemetry patients	
Plan based on high needs in critical care	
Increased staff hours to facilitate admissions and discharges	
Change in patient mix	
Other Reasons for +/- 5% Variance	
Additional Comments	



PatientCareLink is a joint effort of the [Massachusetts Hospital Association \(MHA\)](#) and the [Organization of Nurse Leaders, MA-RI](#).

[Terms & Conditions](#) | [Sitemap](#)
[About PatientCareLink](#) | [For Patients & Families](#) | [Hospital Data](#) | [Success Stories](#) | [Participant Login](#)
 © 2013 PatientCareLink. All rights reserved. Website designed by [Boston Interactive](#)



Glossary of Health Care Terms | Search Keywords...



- About PatientCareLink
- Hospital Data
- Success Stories
- Improving Patient Care
- Workforce
- For Patients & Families

[Home](#) > [Hospital Data](#) > [Staffing Plans & Reports](#) > [2007 Reports](#) > [Good Samaritan Medical Center](#) > 3A

Hospital Data

Staffing Plans & Reports

- [2013 Plans](#)
- [2012 Reports](#)
- [2011 Reports](#)
- [2010 Reports](#)
- [2009 Reports](#)
- [2008 Reports](#)
- [2007 Reports](#)
- [2006 Reports](#)
- [FAQ's About Staffing Plans](#)

Performance Measures

3A

Acute Care
[3A](#)
 Adult Medical - Cardiac

Variance Info	
Actual Worked Hours Per Patient Day	7.41
Current Posted Planned Worked Hours Per Patient Day	7.00
Variance	0.41
% Variance from Budget	5.86%
Reason For +/- 5% Variance From Budget	
No explanation required	
Fluctuating day to day census	X
Lower daily census than planned	
Higher daily census than planned	X
Higher patient care needs than planned	X
Lower patient care needs than planned	
Staff vacancies	
Adjusted for patient care needs	X
Minimum fixed staffing requirements	
Care delivery model changes	X
Increased 1:1 staffing requirements	
Closure of unit	
Not admitting to beds due to staffing	
Increased census to telemetry patients	X
Plan based on high needs in critical care	
Increased staff hours to facilitate admissions and discharges	
Change in patient mix	
Other Reasons for +/- 5% Variance	
Additional Comments	



PatientCareLink is a joint effort of the [Massachusetts Hospital Association \(MHA\)](#) and the [Organization of Nurse Leaders, MA-RI](#).

[Terms & Conditions](#) | [Sitemap](#)
[About PatientCareLink](#) | [For Patients & Families](#) | [Hospital Data](#) | [Success Stories](#) | [Participant Login](#)
 © 2013 PatientCareLink. All rights reserved. Website designed by [Boston Interactive](#)



Glossary of Health Care Terms | Search Keywords..



- About PatientCareLink
- Hospital Data
- Success Stories
- Improving Patient Care
- Workforce
- For Patients & Families

[Home](#) » [Hospital Data](#) » [Staffing Plans & Reports](#) » [2007 Reports](#) » [Good Samaritan Medical Center](#) » 3B

Hospital Data

Staffing Plans & Reports

- [2013 Plans](#)
- [2012 Reports](#)
- [2011 Reports](#)
- [2010 Reports](#)
- [2009 Reports](#)
- [2008 Reports](#)
- [2007 Reports](#)
- [2006 Reports](#)
- [FAQs About Staffing Plans](#)

Performance Measures

3B

Acute Care

3B

Adult Medical / Surgical Combined - Cardiac

Variance Info	
Actual Worked Hours Per Patient Day	7.05
Current Posted Planned Worked Hours Per Patient Day	6.52
Variance	0.53
% Variance from Budget	8.13%
Reason For +/- 5% Variance From Budget	
No explanation required	
Fluctuating day to day census	X
Lower daily census than planned	
Higher daily census than planned	
Higher patient care needs than planned	
Lower patient care needs than planned	
Staff vacancies	
Adjusted for patient care needs	X
Minimum fixed staffing requirements	
Care delivery model changes	X
Increased 1:1 staffing requirements	
Closure of unit	
Not admitting to beds due to staffing	
Increased census to telemetry patients	X
Plan based on high needs in critical care	
Increased staff hours to facilitate admissions and discharges	
Change in patient mix	
Other Reasons for +/- 5% Variance	
Added monitors to unit to be able to admit Telemetry patients - changed patient ratio	
Additional Comments	



PatientCareLink is a joint effort of the [Massachusetts Hospital Association \(MHA\)](#) and the [Organization of Nurse Leaders, MA-RI](#).

[Terms & Conditions](#) | [Sitemap](#)

[About PatientCareLink](#) | [For Patients & Families](#) | [Hospital Data](#) | [Success Stories](#) | [Participant Login](#)

© 2013 PatientCareLink. All rights reserved. Website designed by [Boston Interactive](#)



Glossary of Health Care Terms | Search Keywords...



- About PatientCareLink
- Hospital Data
- Success Stories
- Improving Patient Care
- Workforce
- For Patients & Families

[Home](#) > [Hospital Data](#) > [Staffing Plans & Reports](#) > [2007 Reports](#) > [Good Samaritan Medical Center](#) > 4A

Hospital Data

Staffing Plans & Reports

- [2013 Plans](#)
- [2012 Reports](#)
- [2011 Reports](#)
- [2010 Reports](#)
- [2009 Reports](#)
- [2008 Reports](#)
- [2007 Reports](#)
- [2006 Reports](#)
- [FAQ's About Staffing Plans](#)

Performance Measures

4A

Acute Care

4A

Adult Medical / Surgical Combined - Oncology

Variance Info	
Actual Worked Hours Per Patient Day	6.55
Current Posted Planned Worked Hours Per Patient Day	6.52
Variance	0.03
% Variance from Budget	0.46%
Reason For +/- 5% Variance From Budget	
No explanation required	X
Fluctuating day to day census	
Lower daily census than planned	
Higher daily census than planned	
Higher patient care needs than planned	
Lower patient care needs than planned	
Staff vacancies	
Adjusted for patient care needs	
Minimum fixed staffing requirements	
Care delivery model changes	
Increased 1:1 staffing requirements	
Closure of unit	
Not admitting to beds due to staffing	
Increased census to telemetry patients	
Plan based on high needs in critical care	
Increased staff hours to facilitate admissions and discharges	
Change in patient mix	
Other Reasons for +/- 5% Variance	
Additional Comments	



PatientCareLink is a joint effort of the [Massachusetts Hospital Association \(MHA\)](#) and the [Organization of Nurse Leaders, MA-RI](#).

[Terms & Conditions](#) | [Sitemap](#)

[About PatientCareLink](#) | [For Patients & Families](#) | [Hospital Data](#) | [Success Stories](#) | [Participant Login](#)

© 2013 PatientCareLink. All rights reserved. Website designed by [Boston Interactive](#)



Glossary of Health Care Terms | Search Keywords...



- About PatientCareLink
- Hospital Data
- Success Stories
- Improving Patient Care
- Workforce
- For Patients & Families

Home » Hospital Data » Staffing Plans & Reports » 2007 Reports » Good Samaritan Medical Center » 4B

Hospital Data

Staffing Plans & Reportsa

- [2013 Plans](#)
- [2012 Reports](#)
- [2011 Reports](#)
- [2010 Reports](#)
- [2009 Reports](#)
- [2008 Reports](#)
- [2007 Reports](#)
- [2006 Reports](#)
- [FAQ's About Staffing Plans](#)

Performance Measures

4B

Acute Care
 4B
 Behavioral Health - Adult - Geriatrics

Variance Info	
Actual Worked Hours Per Patient Day	6.07
Current Posted Planned Worked Hours Per Patient Day	6.15
Variance	-0.08
% Variance from Budget	-1.30%
Reason For +/- 5% Variance From Budget	
No explanation required	X
Fluctuating day to day census	
Lower daily census than planned	
Higher daily census than planned	
Higher patient care needs than planned	
Lower patient care needs than planned	
Staff vacancies	
Adjusted for patient care needs	
Minimum fixed staffing requirements	
Care delivery model changes	
Increased 1:1 staffing requirements	
Closure of unit	
Not admitting to beds due to staffing	
Increased census to telemetry patients	
Plan based on high needs in critical care	
Increased staff hours to facilitate admissions and discharges	
Change in patient mix	
Other Reasons for +/- 5% Variance	
Additional Comments	



PatientCareLink is a joint effort of the Massachusetts Hospital Association (MHA) and the Organization of Nurse Leaders, MA-RI.

[Terms & Conditions](#) | [Sitemap](#)
[About PatientCareLink](#) | [For Patients & Families](#) | [Hospital Data](#) | [Success Stories](#) | [Participant Login](#)
 © 2013 PatientCareLink. All rights reserved. Website designed by Boston Interactive



Glossary of Health Care Terms | Search Keywords...



- About PatientCareLink
- Hospital Data
- Success Stories
- Improving Patient Care
- Workforce
- For Patients & Families

[Home](#) » [Hospital Data](#) » [Staffing Plans & Reports](#) » [2007 Reports](#) » [Good Samaritan Medical Center](#) » [ICU](#)

Hospital Data

Staffing Plans & Reportsa

- [2013 Plans](#)
- [2012 Reports](#)
- [2011 Reports](#)
- [2010 Reports](#)
- [2009 Reports](#)
- [2008 Reports](#)
- [2007 Reports](#)
- [2006 Reports](#)
- [FAQs About Staffing Plans](#)

Performance Measures

ICU

Acute Care
ICU
 Adult Critical Care - Medical / Surgical Combined

Variance Info	
Actual Worked Hours Per Patient Day	15.92
Current Posted Planned Worked Hours Per Patient Day	14.02
Variance	1.9
% Variance from Budget	13.55%
Reason For +/- 5% Variance From Budget	
No explanation required	
Fluctuating day to day census	X
Lower daily census than planned	
Higher daily census than planned	
Higher patient care needs than planned	
Lower patient care needs than planned	
Staff vacancies	
Adjusted for patient care needs	X
Minimum fixed staffing requirements	X
Care delivery model changes	
Increased 1:1 staffing requirements	
Closure of unit	
Not admitting to beds due to staffing	
Increased census to telemetry patients	
Plan based on high needs in critical care	
Increased staff hours to facilitate admissions and discharges	
Change in patient mix	
Other Reasons for +/- 5% Variance	
Additional Comments	



PatientCareLink is a joint effort of the [Massachusetts Hospital Association \(MHA\)](#) and the [Organization of Nurse Leaders, MA-RI](#).

[Terms & Conditions](#) | [Sitemap](#)
[About PatientCareLink](#) | [For Patients & Families](#) | [Hospital Data](#) | [Success Stories](#) | [Participant Login](#)
 © 2013 PatientCareLink. All rights reserved. Website designed by [Boston Interactive](#)



Glossary of Health Care Terms | Search Keywords...



- About PatientCareLink
- Hospital Data
- Success Stories
- Improving Patient Care
- Workforce
- For Patients & Families

[Home](#) » [Hospital Data](#) » [Staffing Plans & Reports](#) » [2007 Reports](#) » [Good Samaritan Medical Center](#) » [Norcap](#)

Hospital Data

Staffing Plans & Reports

- [2013 Plans](#)
- [2012 Reports](#)
- [2011 Reports](#)
- [2010 Reports](#)
- [2009 Reports](#)
- [2008 Reports](#)
- [2007 Reports](#)
- [2006 Reports](#)
- [FAQ's About Staffing Plans](#)

Performance Measures

Norcap

Acute Care

[Norcap](#)


Behavioral Health - Adult - Substance Abuse

Variance Info	
Actual Worked Hours Per Patient Day	4.55
Current Posted Planned Worked Hours Per Patient Day	4.44
Variance	0.11
% Variance from Budget	2.48%
Reason For +/- 5% Variance From Budget	
No explanation required	X
Fluctuating day to day census	
Lower daily census than planned	
Higher daily census than planned	
Higher patient care needs than planned	
Lower patient care needs than planned	
Staff vacancies	
Adjusted for patient care needs	
Minimum fixed staffing requirements	
Care delivery model changes	
Increased 1:1 staffing requirements	
Closure of unit	
Not admitting to beds due to staffing	
Increased census to telemetry patients	
Plan based on high needs in critical care	
Increased staff hours to facilitate admissions and discharges	
Change in patient mix	
Other Reasons for +/- 5% Variance	
Additional Comments	



PatientCareLink is a joint effort of the [Massachusetts Hospital Association \(MHA\)](#) and the [Organization of Nurse Leaders, MA-RI](#).

[Terms & Conditions](#) | [Sitemap](#)
[About PatientCareLink](#) | [For Patients & Families](#) | [Hospital Data](#) | [Success Stories](#) | [Participant Login](#)
 © 2013 PatientCareLink. All rights reserved. Website designed by [Boston Interactive](#)





Glossary of Health Care Terms | Search Keywords...



- About PatientCareLink
- Hospital Data
- Success Stories
- Improving Patient Care
- Workforce
- For Patients & Families

Home -> Hospital Data -> Staffing Plans & Reports -> 2006 Reports -> Caritas - Good Samaritan Medical Center -> Caritas - Good Samaritan Medical Center - 2B

Hospital Data

Staffing Plans & Reports

- [2013 Plans](#)
- [2012 Reports](#)
- [2011 Reports](#)
- [2010 Reports](#)
- [2009 Reports](#)
- [2008 Reports](#)
- [2007 Reports](#)
- [2006 Reports](#)
- [FAQs About Staffing Plans](#)

Performance Measures

Caritas - Good Samaritan Medical Center - 2B

258 Hospital Licensed Beds
 Acute Community - Teaching
2B
 Adult Med / Surg Combined

Date of Services Reported: FY 2006

Average Number of Patients Per Day:	26.9
-------------------------------------	------

Direct Caregivers	Scheduled Hours	Shift Length	Number of Staff						
			Mon	Tues	Wed	Thurs	Fri	Sat	Sun
Day Shift									
RN	7am-3pm	8.0	5.0	5.0	5.0	5.0	5.0	5.0	5.0
Unlicensed Assistive Personnel	7am-3pm	8.0	2.0	2.0	2.0	2.0	2.0	2.0	2.0
Evening Shift									
RN	3pm-11pm	8.0	5.0	5.0	5.0	5.0	5.0	5.0	5.0
Unlicensed Assistive Personnel	3pm-11pm	8.0	2.0	2.0	2.0	2.0	2.0	2.0	2.0
Night Shift									
RN	11:15pm-7:15am	8.0	4.0	4.0	4.0	4.0	4.0	4.0	4.0
Unlicensed Assistive Personnel	11:15pm-7:15am	8.0	2.0	2.0	2.0	2.0	2.0	2.0	2.0

Plan / Budgeted Direct WHPPD (Worked Hours Per Patient Day)	5.93
Actual Worked Hours Per Patient Day	5.69
% Difference	- 4.05

Additional Care Team Members			
Skills	Shift Coverage		
	Day	Evening	Night
Unit Nurse Management	x	x	
Staff Educator	x	x	
Clinical Nurse Specialist			
Unit Clerical Support	x	x	x
1:1 Patient Observer	x	x	x
Admissions Nurse	x	x	
Patient Transport Team	x	x	
IV Therapy Team / Line Access	x		
Monitor Technician			
Rapid Response Team			
Respiratory Therapy Support	x	x	x
Nutritionist	x		
Rehab Activities (OT, PT, Speech)	x		

Additional Unit Information:	
Perform Continuous Abdominoperitoneal Dialysis	
RNs start IVs	
RNs do own extensive respiratory treatment education to patients	
High % non-english speaking patients	

Clinical Pharmacist	x		
Licensed Social Services / Case Management	x		
Spiritual Services	x		
Hospitalist / NP / PA	x		
Intensivist / Neonatologist			
Nursing Student	x		
Recreation / Milieu Therapist			
Intern / Resident	x		

The list of caregivers in these boxes were provided to all hospitals.

Individual hospitals added the types of caregivers shown in these boxes.



PatientCareLink is a joint effort of the [Massachusetts Hospital Association \(MHA\)](#) and the [Organization of Nurse Leaders, MA-RI](#).

[Terms & Conditions](#) | [Sitemap](#)

[About PatientCareLink](#) | [For Patients & Families](#) | [Hospital Data](#) | [Success Stories](#) | [Participant Login](#)

© 2013 PatientCareLink. All rights reserved. Website designed by [Boston Interactive](#)



Glossary of Health Care Terms | Search Keywords...



- About PatientCareLink
- Hospital Data
- Success Stories
- Improving Patient Care
- Workforce
- For Patients & Families

Home » Hospital Data » Staffing Plans & Reports » 2006 Reports » Caritas - Good Samaritan Medical Center » Caritas - Good Samaritan Medical Center - 2C

Hospital Data

Staffing Plans & Reports

- [2013 Plans](#)
- [2012 Reports](#)
- [2011 Reports](#)
- [2010 Reports](#)
- [2009 Reports](#)
- [2008 Reports](#)
- [2007 Reports](#)
- [2006 Reports](#)
- [FAQ's About Staffing Plans](#)

Performance Measures

Caritas - Good Samaritan Medical Center - 2C

258 Hospital Licensed Beds
 Acute Community - Teaching
[2C](#)
 Adult Med / Surg Combined - Neuro / Neurosurgery

Date of Services Reported: FY 2006

Average Number of Patients Per Day:	15.9
-------------------------------------	------

Direct Caregivers	Scheduled Hours	Shift Length	Number of Staff						
			Mon	Tues	Wed	Thurs	Fri	Sat	Sun
Day Shift									
RN	7am-3pm	8.0	3.0	3.0	3.0	3.0	3.0	3.0	3.0
Unlicensed Assistive Personnel	7am-3pm	8.0	1.0	1.0	1.0	1.0	1.0	1.0	1.0
Evening Shift									
RN	3pm -11pm	8.0	3.0	3.0	3.0	3.0	3.0	3.0	3.0
Unlicensed Assistive Personnel	3pm -11pm	8.0	1.0	1.0	1.0	1.0	1.0	1.0	1.0
Night Shift									
RN	11:15pm-7:15am	8.0	3.0	3.0	3.0	3.0	3.0	3.0	3.0

Plan / Budgeted Direct WHPPD (Worked Hours Per Patient Day)	5.51
Actual Worked Hours Per Patient Day	6.02
% Difference	9.26
click here for more information	

Additional Care Team Members			
Skills	Shift Coverage		
	Day	Evening	Night
Unit Nurse Management	x	x	
Staff Educator	x	x	
Clinical Nurse Specialist			
Unit Clerical Support	x	x	x
1:1 Patient Observer	x	x	x
Admissions Nurse	x	x	
Patient Transport Team	x	x	
IV Therapy Team / Line Access	x		
Monitor Technician			
Rapid Response Team			
Respiratory Therapy Support	x	x	x
Nutritionist	x		
Rehab Activities (OT, PT, Speech)	x		

Additional Unit Information:
Continuous Abdominopertoneal Dialysis
RNs start IVs
RNs do own extensive respiratory treatment education to patients
High % non-english speaking patients

Clinical Pharmacist	x		
Licensed Social Services / Case Management	x		
Spiritual Services	x		
Hospitalist / NP / PA	x	x	x
Intensivist / Neonatologist			
Nursing Student	x		
Recreation / Milieu Therapist			
Intern / Resident	x		

The list of caregivers in these boxes were provided to all hospitals.

Individual hospitals added the types of caregivers shown in these boxes.



PatientCareLink is a joint effort of the [Massachusetts Hospital Association \(MHA\)](#) and the [Organization of Nurse Leaders, MA-RI](#).

[Terms & Conditions](#) | [Sitemap](#)

[About PatientCareLink](#) | [For Patients & Families](#) | [Hospital Data](#) | [Success Stories](#) | [Participant Login](#)

© 2013 PatientCareLink. All rights reserved. Website designed by [Boston Interactive](#)



Glossary of Health Care Terms | Search Keywords...



- About PatientCareLink
- Hospital Data
- Success Stories
- Improving Patient Care
- Workforce
- For Patients & Families

Home -> Hospital Data -> Staffing Plans & Reports -> 2006 Reports -> Caritas - Good Samaritan Medical Center -> Caritas - Good Samaritan Medical Center - 3A

Hospital Data

Staffing Plans & Reportsa

- [2013 Plans](#)
- [2012 Reports](#)
- [2011 Reports](#)
- [2010 Reports](#)
- [2009 Reports](#)
- [2008 Reports](#)
- [2007 Reports](#)
- [2006 Reports](#)
- [FAQ's About Staffing Plans](#)

Performance Measures

Caritas - Good Samaritan Medical Center - 3A

258 Hospital Licensed Beds
Acute Community - Teaching
[3A](#)
Adult Medical - Cardiac

Date of Services Reported: FY 2006

Average Number of Patients Per Day:	26.9
-------------------------------------	------

Direct Caregivers	Scheduled Hours	Shift Length	Number of Staff						
			Mon	Tues	Wed	Thurs	Fri	Sat	Sun
Day Shift									
RN	7am-3pm	8.0	6.0	6.0	6.0	6.0	6.0	6.0	6.0
Unlicensed Assistive Personnel	7am-3pm	8.0	2.0	2.0	2.0	2.0	2.0	2.0	2.0
Evening Shift									
RN	3pm-11pm	8.0	6.0	6.0	6.0	6.0	6.0	6.0	6.0
Unlicensed Assistive Personnel	3pm-11pm	8.0	2.5	2.5	2.5	2.5	2.5	2.5	2.5
Night Shift									
RN	11:15pm-7:15am	8.0	5.0	5.0	5.0	5.0	5.0	5.0	5.0
Unlicensed Assistive Personnel	11:15pm-7:15am	8.0	2.0	2.0	2.0	2.0	2.0	2.0	2.0

Plan / Budgeted Direct WHPPD (Worked Hours Per Patient Day)	6.97
Actual Worked Hours Per Patient Day	6.34
% Difference	- 9.04
click here for more information	

Additional Care Team Members			
Click here for Care Team Member definitions			
Skills	Shift Coverage		
	Day	Evening	Night
Unit Nurse Management	x	x	
Staff Educator	x	x	
Clinical Nurse Specialist			
Unit Clerical Support	x	x	x
1:1 Patient Observer	x	x	x
Admissions Nurse	x	x	
Patient Transport Team	x	x	
IV Therapy Team / Line Access	x		
Monitor Technician			
Rapid Response Team			
Respiratory Therapy Support	x	x	x
Nutritionist	x		

Additional Unit Information:
Telemetry Unit
High volume of admission/discharge/transfers
Pre/post op Cardiac Cath Patients
RNs start IVs
RNs do own extensive respiratory treatment education to patients
High % non-english speaking patients

Rehab Activities (OT, PT, Speech)	x		
Clinical Pharmacist	x		
Licensed Social Services / Case Management	x		
Spiritual Services	x		
Hospitalist / NP / PA	x	x	x
Intensivist / Neonatologist			
Nursing Student	x		
Recreation / Milieu Therapist			
Intern / Resident			

The list of caregivers in these boxes were provided to all hospitals.

Individual hospitals added the types of caregivers shown in these boxes.



PatientCareLink is a joint effort of the [Massachusetts Hospital Association \(MHA\)](#) and the [Organization of Nurse Leaders, MA-RI](#).

[Terms & Conditions](#) | [Sitemap](#)

[About PatientCareLink](#) | [For Patients & Families](#) | [Hospital Data](#) | [Success Stories](#) | [Participant Login](#)

© 2013 PatientCareLink. All rights reserved. Website designed by [Boston Interactive](#)



Glossary of Health Care Terms | Search Keywords...



- About PatientCareLink
- Hospital Data
- Success Stories
- Improving Patient Care
- Workforce
- For Patients & Families

Home » Hospital Data » Staffing Plans & Reports » 2006 Reports » Caritas - Good Samaritan Medical Center » Caritas - Good Samaritan Medical Center - 3B

Hospital Data

Staffing Plans & Reports

- [2013 Plans](#)
- [2012 Reports](#)
- [2011 Reports](#)
- [2010 Reports](#)
- [2009 Reports](#)
- [2008 Reports](#)
- [2007 Reports](#)
- [2006 Reports](#)
- [FAQs About Staffing Plans](#)

Performance Measures

Caritas - Good Samaritan Medical Center - 3B

258 Hospital Licensed Beds
 Acute Community - Teaching
[3B](#)
 Adult Med / Surg Combined

Date of Services Reported: FY 2006

Average Number of Patients Per Day:	21.9
-------------------------------------	------

Direct Caregivers	Scheduled Hours	Shift Length	Number of Staff						
			Mon	Tues	Wed	Thurs	Fri	Sat	Sun
Day Shift									
RN	7am-3pm	8.0	4.0	4.0	4.0	4.0	4.0	4.0	4.0
Unlicensed Assistive Personnel	7am-3pm	8.0	2.0	2.0	2.0	2.0	2.0	2.0	2.0
Evening Shift									
RN	3pm-11pm	8.0	4.0	4.0	4.0	4.0	4.0	4.0	4.0
Unlicensed Assistive Personnel	3pm-11pm	8.0	2.0	2.0	2.0	2.0	2.0	2.0	2.0
Night Shift									
RN	11:15pm-7:15am	8.0	3.0	3.0	3.0	3.0	3.0	3.0	3.0
Unlicensed Assistive Personnel	11:15pm-7:15am	8.0	2.0	2.0	2.0	2.0	2.0	2.0	2.0

Plan / Budgeted Direct WHPPD (Worked Hours Per Patient Day)	6.19
Actual Worked Hours Per Patient Day	6.31
% Difference	1.94

Additional Care Team Members			
Skills	Shift Coverage		
	Day	Evening	Night
Unit Nurse Management	x	x	
Staff Educator	x	x	
Clinical Nurse Specialist			
Unit Clerical Support	x	x	x
1:1 Patient Observer	x	x	x
Admissions Nurse	x	x	
Patient Transport Team	x	x	
IV Therapy Team / Line Access	x		
Monitor Technician			
Rapid Response Team			
Respiratory Therapy Support	x	x	x
Nutritionist	x		
Rehab Activities (OT, PT, Speech)	x		

Additional Unit Information:
Respiratory Patients/Chronic Obstructive Pulmonary Disease Pneumonia
RNs start IVs
RNs do own extensive respiratory treatment education to patients
High % non-english speaking patients

Clinical Pharmacist	x		
Licensed Social Services / Case Management	x		
Spiritual Services	x		
Hospitalist / NP / PA	x	x	x
Intensivist / Neonatologist			
Nursing Student	x		
Recreation / Milieu Therapist			
Intern / Resident			

The list of caregivers in these boxes were provided to all hospitals.

Individual hospitals added the types of caregivers shown in these boxes.



PatientCareLink is a joint effort of the [Massachusetts Hospital Association \(MHA\)](#) and the [Organization of Nurse Leaders, MA-RJ](#).

[Terms & Conditions](#) | [Sitemap](#)

[About PatientCareLink](#) | [For Patients & Families](#) | [Hospital Data](#) | [Success Stories](#) | [Participant Login](#)

© 2013 PatientCareLink. All rights reserved. Website designed by [Boston Interactive](#)



- About PatientCareLink
- Hospital Data
- Success Stories
- Improving Patient Care
- Workforce
- For Patients & Families

Home - Hospital Data - Staffing Plans & Reports - 2006 Reports - Caritas - Good Samaritan Medical Center - Caritas - Good Samaritan Medical Center - 4A

Hospital Data

Staffing Plans & Reports

[2013 Plans](#)

[2012 Reports](#)

[2011 Reports](#)

[2010 Reports](#)

[2009 Reports](#)

[2008 Reports](#)

[2007 Reports](#)

[2006 Reports](#)

[FAQ's About Staffing Plans](#)

Performance Measures

Caritas - Good Samaritan Medical Center - 4A

258 Hospital Licensed Beds
 Acute Community - Teaching
[4A](#)
 Adult Med / Surg Combined - Oncology Med / Surg

Date of Services Reported: FY 2006

Average Number of Patients Per Day:	20.9
-------------------------------------	------

Direct Caregivers	Scheduled Hours	Shift Length	Number of Staff						
			Mon	Tues	Wed	Thurs	Fri	Sat	Sun
Day Shift									
RN	7am-3pm	8.0	4.0	4.0	4.0	4.0	4.0	4.0	4.0
Unlicensed Assistive Personnel	7am-3pm	8.0	2.0	2.0	2.0	2.0	2.0	2.0	2.0
Evening Shift									
RN	3pm-11pm	8.0	4.0	4.0	4.0	4.0	4.0	4.0	4.0
Unlicensed Assistive Personnel	3pm-11pm	8.0	2.0	2.0	2.0	2.0	2.0	2.0	2.0
Night Shift									
RN	11:15pm-7:15am	8.0	3.0	3.0	3.0	3.0	3.0	3.0	3.0
Unlicensed Assistive Personnel	11:15pm-7:15am	8.0	1.0	1.0	1.0	1.0	1.0	1.0	1.0

Plan / Budgeted Direct WHPPD (Worked Hours Per Patient Day)	6.10
Actual Worked Hours Per Patient Day	6.44
% Difference	5.57
click here for more information	

Additional Care Team Members			
Skills	Shift Coverage		
	Day	Evening	Night
Unit Nurse Management	x	x	
Staff Educator	x	x	
Clinical Nurse Specialist			
Unit Clerical Support	x	x	x
1:1 Patient Observer	x	x	x
Admissions Nurse	x	x	
Patient Transport Team	x	x	
IV Therapy Team / Line Access	x		
Monitor Technician			
Rapid Response Team			
Respiratory Therapy Support	x	x	x
Nutritionist	x		

Additional Unit Information:	
Chemotherapy	
RNs start IVs	
RNs do own extensive respiratory treatment education to patients	
High % non-english speaking patients	

Rehab Activities (OT, PT, Speech)	x		
Clinical Pharmacist	x		
Licensed Social Services / Case Management	x		
Spiritual Services	x		
Hospitalist / NP / PA	x	x	x
Intensivist / Neonatologist			
Nursing Student	x		
Recreation / Milieu Therapist			
Intern / Resident			

The list of caregivers in these boxes were provided to all hospitals.

Individual hospitals added the types of caregivers shown in these boxes.



PatientCareLink is a joint effort of the [Massachusetts Hospital Association \(MHA\)](#) and the [Organization of Nurse Leaders, MA-RI](#).

[Terms & Conditions](#) | [Sitemap](#)

[About PatientCareLink](#) | [For Patients & Families](#) | [Hospital Data](#) | [Success Stories](#) | [Participant Login](#)

© 2013 PatientCareLink. All rights reserved. Website designed by [Boston Interactive](#)



Glossary of Health Care Terms | Search Keywords...



- About PatientCareLink
- Hospital Data
- Success Stories
- Improving Patient Care
- Workforce
- For Patients & Families

Home » [Hospital Data](#) » [Staffing Plans & Reports](#) » [2006 Reports](#) » [Caritas - Good Samaritan Medical Center](#) » Caritas - Good Samaritan Medical Center - 4B

Hospital Data

Staffing Plans & Reports

- [2013 Plans](#)
- [2012 Reports](#)
- [2011 Reports](#)
- [2010 Reports](#)
- [2009 Reports](#)
- [2008 Reports](#)
- [2007 Reports](#)
- [2006 Reports](#)
- [FAQ's About Staffing Plans](#)

Performance Measures

Caritas - Good Samaritan Medical Center - 4B

258 Hospital Licensed Beds
 Acute Community - Teaching
4B
 Adult Behavioral Health - Geriatrics

Date of Services Reported: FY 2006

Average Number of Patients Per Day:	17.8
-------------------------------------	------

Direct Caregivers	Scheduled Hours	Shift Length	Number of Staff						
			Mon	Tues	Wed	Thurs	Fri	Sat	Sun
Day Shift									
RN	7am-3pm	8.0	3.0	3.0	3.0	3.0	3.0	3.0	3.0
Unlicensed Assistive Personnel	7am-3pm	8.0	2.0	2.5	2.5	2.5	2.5	2.5	2.0
Evening Shift									
RN	3pm-11pm	8.0	3.0	3.0	3.0	3.0	3.0	3.0	3.0
Unlicensed Assistive Personnel	3pm-11pm	8.0	2.0	2.5	2.5	2.5	2.5	2.5	2.0
Night Shift									
RN	11:15pm-7:15am	8.0	2.0	2.0	2.0	2.0	2.0	2.0	2.0
Unlicensed Assistive Personnel	11:15pm-7:15am	8.0	1.0	1.0	1.0	1.0	1.0	1.0	1.0

Plan / Budgeted Direct WHPPD (Worked Hours Per Patient Day)	6.15
Actual Worked Hours Per Patient Day	7.04
% Difference	14.47
click here for more information	

Additional Care Team Members			
Skills	Shift Coverage		
	Day	Evening	Night
Unit Nurse Management	x		
Staff Educator	x	x	
Clinical Nurse Specialist			
Unit Clerical Support	x	x	
1:1 Patient Observer	x	x	x
Admissions Nurse			
Patient Transport Team	x	x	
IV Therapy Team / Line Access	x		
Monitor Technician			
Rapid Response Team			
Respiratory Therapy Support	x	x	x
Nutritionist	x		

Additional Unit Information:
Restraint free patient environment
Patients are over 65 years of age
Geriatrics acute Med/Surg
Locked unit for patient safety
RNs do own respiratory treatments
RNs start IVs

Rehab Activities (OT, PT, Speech)	x		
Clinical Pharmacist	x		
Licensed Social Services / Case Management	x		
Spiritual Services	x		
Hospitalist / NP / PA	x	x	x
Intensivist / Neonatologist			
Nursing Student			
Recreation / Milieu Therapist	x		
Intern / Resident			

The list of caregivers in these boxes were provided to all hospitals.

Individual hospitals added the types of caregivers shown in these boxes.



PatientCareLink is a joint effort of the [Massachusetts Hospital Association \(MHA\)](#) and the [Organization of Nurse Leaders, MA-RI](#).

[Terms & Conditions](#) | [Sitemap](#)

[About PatientCareLink](#) | [For Patients & Families](#) | [Hospital Data](#) | [Success Stories](#) | [Participant Login](#)

© 2013 PatientCareLink. All rights reserved. Website designed by [Boston Interactive](#)



Glossary of Health Care Terms | Search Keywords...



- About PatientCareLink
- Hospital Data
- Success Stories
- Improving Patient Care
- Workforce
- For Patients & Families

Home -> Hospital Data -> Staffing Plans & Reports -> 2006 Reports -> Caritas - Good Samaritan Medical Center -> Caritas - Good Samaritan Medical Center - ICU

Hospital Data

Staffing Plans & Reports

- [2013 Plans](#)
- [2012 Reports](#)
- [2011 Reports](#)
- [2010 Reports](#)
- [2009 Reports](#)
- [2008 Reports](#)
- [2007 Reports](#)
- [2006 Reports](#)
- [FAQ's About Staffing Plans](#)

Performance Measures

Caritas - Good Samaritan Medical Center - ICU

258 Hospital Licensed Beds
 Acute Community - Teaching
[ICU](#)
 Adult Critical Care - Med / Surg

Date of Services Reported: FY 2006

Average Number of Patients Per Day:	13.7
-------------------------------------	------

Direct Caregivers	Scheduled Hours	Shift Length	Number of Staff						
			Mon	Tues	Wed	Thurs	Fri	Sat	Sun
Day Shift									
RN	7am-3pm	8.0	8.0	8.0	8.0	8.0	8.0	8.0	8.0
Evening Shift									
RN	3pm-11pm	8.0	8.0	8.0	8.0	8.0	8.0	8.0	8.0
Night Shift									
RN	11:15pm-7:15am	8.0	8.0	8.0	8.0	8.0	8.0	8.0	8.0

Plan / Budgeted Direct WHPPD (Worked Hours Per Patient Day)	14.02
Actual Worked Hours Per Patient Day	14.16
% Difference	1.00

Additional Care Team Members			
Skills	Shift Coverage		
	Day	Evening	Night
Unit Nurse Management	x		x
Staff Educator	x	x	
Clinical Nurse Specialist			
Unit Clerical Support	x	x	x
1:1 Patient Observer	x	x	x
Admissions Nurse	x	x	
Patient Transport Team	x	x	
IV Therapy Team / Line Access	x		
Monitor Technician			
Rapid Response Team			
Respiratory Therapy Support	x	x	x
Nutritionist	x		
Rehab Activities (OT, PT, Speech)	x		
Clinical Pharmacist	x		
Licensed Social Services / Case Management	x		

Additional Unit Information:
RNs start IVs
Utilize Bedside Glucometers, Mechanical Ventilation, Hemodynamic monitoring, and Temporary Pacemakers
High acuity

Spiritual Services	x		
Hospitalist / NP / PA	x	x	x
Intensivist / Neonatologist			
Nursing Student			
Recreation / Milieu Therapist			
Intern / Resident	x		

The list of caregivers in these boxes were provided to all hospitals.

Individual hospitals added the types of caregivers shown in these boxes.



PatientCareLink is a joint effort of the [Massachusetts Hospital Association \(MHA\)](#) and the [Organization of Nurse Leaders, MA-RI](#).

[Terms & Conditions](#) | [Sitemap](#)

[About PatientCareLink](#) | [For Patients & Families](#) | [Hospital Data](#) | [Success Stories](#) | [Participant Login](#)

© 2013 PatientCareLink. All rights reserved. Website designed by [Boston Interactive](#)



Glossary of Health Care Terms | Search Keywords...



- About PatientCareLink
- Hospital Data
- Success Stories
- Improving Patient Care
- Workforce
- For Patients & Families

Home » Hospital Data » Staffing Plans & Reports » 2006 Reports » Caritas - Good Samaritan Medical Center » Caritas - Good Samaritan Medical Center - NORCAP

Hospital Data

Staffing Plans & Reports

- [2013 Plans](#)
- [2012 Reports](#)
- [2011 Reports](#)
- [2010 Reports](#)
- [2009 Reports](#)
- [2008 Reports](#)
- [2007 Reports](#)
- [2006 Reports](#)
- [FAQ's About Staffing Plans](#)

Performance Measures

Caritas - Good Samaritan Medical Center - NORCAP

258 Hospital Licensed Beds
 Acute Community - Teaching
[NORCAP](#)
 Adult Behavioral Health - Substance Abuse

Date of Services Reported: FY 2006

Average Number of Patients Per Day:	32.0
-------------------------------------	------

Direct Caregivers	Scheduled Hours	Shift Length	Number of Staff						
			Mon	Tues	Wed	Thurs	Fri	Sat	Sun
Day Shift									
RN	7am-3pm	8.0	3.0	3.0	3.0	3.0	3.0	3.0	3.0
Unlicensed Assistive Personnel	7am-3pm	8.0	2.0	2.0	2.0	2.0	2.0	2.0	2.0
Evening Shift									
RN	3pm-11pm	8.0	3.0	3.0	3.0	3.0	3.0	3.0	3.0
Unlicensed Assistive Personnel	3pm-11pm	8.0	2.0	2.0	2.0	2.0	2.0	2.0	2.0
Night Shift									
RN	11:15pm-7:15am	8.0	3.0	3.0	3.0	3.0	3.0	3.0	3.0
Unlicensed Assistive Personnel	11:15pm-7:15am	8.0	1.0	1.0	1.0	1.0	1.0	1.0	1.0

Plan / Budgeted Direct WHPPD (Worked Hours Per Patient Day)	3.49
Actual Worked Hours Per Patient Day	4.00
% Difference	14.61
click here for more information	

Additional Care Team Members			
Click here for Care Team Member definitions			
Skills	Shift Coverage		
	Day	Evening	Night
Unit Nurse Management	x		
Staff Educator			
Clinical Nurse Specialist			
Unit Clerical Support	x	x	
1:1 Patient Observer			
Admissions Nurse			
Patient Transport Team			
IV Therapy Team / Line Access			
Monitor Technician			
Rapid Response Team			
Respiratory Therapy Support			
Nutritionist			

Additional Unit Information:
Dual Diagnosis Patients on unit
Also provides out-patient treatment program of 5626 annual patients.

Rehab Activities (OT, PT, Speech)			
Clinical Pharmacist			
Licensed Social Services / Case Management	x	x	
Spiritual Services	x		
Hospitalist / NP / PA	x	x	
Intensivist / Neonatologist			
Nursing Student			
Recreation / Milieu Therapist			
Intern / Resident			
Housekeeper	x	x	
Driver	x	x	

The list of caregivers in these boxes were provided to all hospitals.

Individual hospitals added the types of caregivers shown in these boxes.



PatientCareLink is a joint effort of the [Massachusetts Hospital Association \(MHA\)](#) and the [Organization of Nurse Leaders, MA-RI](#).

[Terms & Conditions](#) | [Sitemap](#)

[About PatientCareLink](#) | [For Patients & Families](#) | [Hospital Data](#) | [Success Stories](#) | [Participant Login](#)

© 2013 PatientCareLink. All rights reserved. Website designed by [Boston Interactive](#)